

Product Brochure For ZS537

Hydraulic Guillotine - Transit Damaged

2470 x 1.6mm Mild Steel Shearing Capacity

ADELAIDE PICKUP ONLY



ORDER CODE:	ZL691
MODEL:	TU-3008G
Branch Location (State):	Adelaide
Type:	Bench Lathe
Brand:	Opti-Turn
Capacity:	Ø300 x 700mm
Speed Range (rpm):	125 ~ 2400rpm
Motor Power (kW / hp):	1.5 / 2
Voltage / Amperage (V / amp):	240 / 10

METALMASTER



Description

Transit Damaged

12 Months Warranty

Adelaide Pickup Only

The SG-815H compact hydraulic guillotine is a machine that should be in every sheet metal fabrication shop. This 2470mm guillotine will easily cut 1.6mm mild steel over its full length and operates on 240 volt 15 amp single phase power. The SG-815H comes complete with an adjustable back gauge for precise repeatability. It also comes standard with a squaring arm and front sheet supports.

Features

- 2470mm x 1.6mm cutting capacity
- 2.2kW / 3hp 240V motor
- 880mm work table height
- Adjustable manual backgauge
- Roving foot pedal control
- Blades made from 9CrSi material suitable for cutting stainless steel
- Safety photo electric rear guarding with 3 beams
- Safety reset rear guarding button mounted to back of electrical box
- Front arm supports & squaring guide
- Mild steel capacity is rated on hot rolled material with 250MPA

Product Brochure For ZS537

Specific Features



1



2



3



4

Recommended Accessories

K0012

Opti-Turn Bench Lathe Package Deal



K149

Opti-Turn Lathe & Mill Drill Combination Package Deal



L690

Lathe Stand



C252

4 Jaw Independent Lathe Chuck



L292

Quick Change Toolpost



L6917

Lathe Steady - Travelling



L6916

Lathe Steady - Fixed



M647

Opti-Mill Head Attachment - Geared & Tilting Head



Product Brochure For ZS537

D695
 3-Axis Optimum Digital Readout Counter - 1µm



D694
 1500mm Optimum Magnetic Digital Readout Scale



P235
 Coolant Pump & Tank



L017
 Right Hand Turning Tool Holder



L018
 Left Hand Turning Tool Holder



L0077
 Lathe Turning Tool Kit - 7 piece Insert Type



L451
 Lathe Turning Tool Kit - 3 piece Insert Type



L457
 Lathe Threading Tool Kit - Insert Type



L465
 Professional Lathe Parting Tool Kit - Insert Type



C052
 3MT Live Centre



C290
 Heavy Duty Drill Chuck - Keyed Type



D443A
 3MT x JT3 Drill Chuck Arbor Kit



Product Brochure For ZS537

D1272

Metric 135° Precision HSS Drill Set - 25 Piece



D1282

Imperial 135° Precision HSS Drill Set - 29 Piece



D126

Metric 135° Precision HSS Drill Set - 170 Pieces



S090A

Soluble Metal Cutting Fluid - 1 Litre



S090

Soluble Metal Cutting Fluid - 5 Litre



S076

Cutting Tool Lubricant Fluid - 500ml



S077

Drilling, Tapping & Cutting Tool Lubricant Spray - 400g



S075

Cutting Tool Lubricant Paste - 200g




S074

Cutting Tool Lubricant Paste - 500g




L341

Fitting and Machining Technical Book



L3455

Professional Sheet Metal Fabrication Book



L300

Magnetic Swarf Remover



Product Brochure For ZS537


M9991
 Magnetic Floor Sweeper



M800
 Rubber Mat - Anti-Fatigue



M805
 Rubber Mat - Anti-Fatigue



O000
 SpillFix Universal Organic Absorbent



O043
 Rust & Corrosion Preventive



O042
 General Purpose Lubricant & Corrosion Inhibitor



O040
 Rust & Corrosion Preventive



O044
 Rust & Corrosion Preventive

