

Product Brochure For ZL691

## Opti-Turn Bench Lathe - Transit Damaged

Ø300 x 700mm Turning Capacity - Ø38mm Spindle Bore  
**ADELAIDE PICKUP ONLY**



ORDER CODE:	ZL691
MODEL:	TU-3008G
Branch Location (State):	Adelaide
Type:	Bench Lathe
Brand:	Opti-Turn
Capacity:	Ø300 x 700mm
Speed Range (rpm):	125 ~ 2400rpm
Motor Power (kW / hp):	1.5 / 2
Voltage / Amperage (V / amp):	240 / 10

**OPTIMUM**



### Description

Transit Damaged

12 Months Warranty

Adelaide Pickup Only

This new TU-3008G model geared head lathe of very modern design has many convenient facilities ideal for the enthusiastic model engineer for small component manufacturer. A very rigid 180mm cast iron bed width, induction hardened and ground slideways gives a high level of precision turning. The lathe capacity is 700mm between the centres and 300mm swing over the bed and with a generous 38mm spindle bore allowing larger stock to be placed through the headstock. The workhorse that drives this lathe has an upgraded powerful 2hp (1.5kW) motor providing smooth running.

Other very useful features included are cross and longitudinal power feeds that's not normally found of small conventional lathes, quick lock tailstock and both metric and imperial thread cutting, ranging from 8-56 tpi or 0.2-3.5mm pitch. Also included are a 4-way indexing tool post with 16mm tool shank capacity, fine adjustment on the tailstock for taper turning and the rear splash guard. A 160mm 3-jaw chuck with reverse jaws is also supplied. There are many additional options available including a milling head (BF-16AV) or (BF-20AV) to turn this machine into a very capable all round machining centre.

### Features

- Geared headstock for quick change of 12 spindle speeds 125-2400rpm
  - Ribbed prism bed made of grey cast iron
  - Inductively hardened and ground bed guideways
  - Automatic cross & longitudinal power feeds
  - Spindle nose accuracy 0.009mm
  - 3 Jaw chuck running accuracy 0.04mm
  - D1-4 camlock spindle for quick chuck changes
  - Forward & reverse spindle direction switch
  - Oils sight glass on head-stock & gearbox
  - Change gears for metric and imperial thread cutting
  - Enclosed feed and threading gearbox
  - Belt cover with tamper proof safety micro switch
  - Heavy duty rotating safety chuck guard with micro switch
  - Sliding tool post safety guard
- Cross slide & bed length are designed to fit Optimum DRO scales

Product Brochure For ZL691

**Includes**

- Change gears for metric & Imperial thread cutting
- Chuck guard
- Toolpost guard
- 2 dead centres
- 3-jaw chuck with reversible jaws
- Swarf drip tray
- Rear splash guard

**Optional Accessories**

- Stand with cabinet and drawers - L690
- 200mm 4 jaw independent chuck - C252
- Travelling steady - L6917
- Fixed steady - L6916

**Specific Features**



1



2



3



4

**Recommended Accessories**

**K0012**

Opti-Turn Bench Lathe Package Deal



**K149**

Opti-Turn Lathe & Mill Drill Combination Package Deal



**L690**

Lathe Stand



**C252**

4 Jaw Independent Lathe Chuck



Product Brochure For ZL691

**L292**  
 Quick Change Toolpost



**L6917**  
 Lathe Steady - Travelling



**L6916**  
 Lathe Steady - Fixed



**M647**  
 Opti-Mill Head Attachment - Geared & Tilting Head



**D695**  
 3-Axis Optimum Digital Readout Counter - 1µm



**D694**  
 1500mm Optimum Magnetic Digital Readout Scale



**P235**  
 Coolant Pump & Tank



**L017**  
 Right Hand Turning Tool Holder



**L018**  
 Left Hand Turning Tool Holder



**L0077**  
 Lathe Turning Tool Kit - 7 piece Insert Type



**L451**  
 Lathe Turning Tool Kit - 3 piece Insert Type



**L457**  
 Lathe Threading Tool Kit - Insert Type



Product Brochure For ZL691

**L465**  
 Professional Lathe Parting Tool  
 Kit - Insert Type



**C052**  
 3MT Live Centre



**C290**  
 Heavy Duty Drill Chuck - Keyed  
 Type



**D443A**  
 3MT x JT3 Drill Chuck Arbor



**D1272**  
 Metric 135° Precision HSS Drill  
 Set - 25 Piece



**D1282**  
 Imperial 135° Precision HSS  
 Drill Set - 29 Piece



**D126**  
 Metric 135° Precision HSS Drill  
 Set - 170 Pieces



**S090A**  
 Soluble Metal Cutting Fluid - 1  
 Litre



**S090**  
 Soluble Metal Cutting Fluid - 5  
 Litre



**S076**  
 Cutting Tool Lubricant Fluid -  
 500ml



**S077**  
 Drilling, Tapping & Cutting Tool  
 Lubricant Spray - 400g



**S075**  
 Cutting Tool Lubricant Paste -  
 200g




Product Brochure For ZL691


**S074**  
 Cutting Tool Lubricant Paste - 500g



**L341**  
 Fitting and Machining Technical Book



**L3455**  
 Professional Sheet Metal Fabrication Book



**L300**  
 Magnetic Swarf Remover




**M9991**  
 Magnetic Floor Sweeper



**M800**  
 Rubber Mat - Anti-Fatigue



**M805**  
 Rubber Mat - Anti-Fatigue



**O000**  
 SpillFix Universal Organic Absorbent



**O043**  
 Rust & Corrosion Preventive



**O042**  
 General Purpose Lubricant & Corrosion Inhibitor



**O040**  
 Rust & Corrosion Preventive



**O044**  
 Rust & Corrosion Preventive

