

Product Brochure For ZL240D

Centre Lathe - AL-1000C

Ø360 x 1000mm Turning Capacity - Ø40mm Spindle Bore
 Includes Digital Readout System



ORDER CODE:	ZL240D
MODEL:	AL-1000C
Branch Location (State):	Melbourne
Type:	Centre Lathe
Brand:	HAFCO METALMASTER
Capacity:	Ø356 x 1000mm
Speed Range (rpm):	82 - 2000
Motor Power (kW / hp):	1.5 / 2
Voltage / Amperage (V / amp):	240 / 15



Description

Manufactured in Taiwan

Tool room quality precision lathe and have been sold for over 20 years

Features

- 2 Axis digital readout system
- Gear drive headstock for quick change of spindle speeds
- Stand increasing rigidity and reducing vibration
- Precision 'V'-beds are hardened and ground, incorporating a rigid webbed casting
- Foot operated spindle brake with safety cut out switch
- Slide out front swarf tray for easy cleaning
- Change gears for metric and imperial thread cutting
- Oil sight glass for head stock and gearbox
- Adjustable taper roller bearings support the spindle
- Overload clutch mechanism on auto power feed
- Overload protection on drive motor and coolant system
- 2hp 240V motor, 9-speed (82 - 2000rpm)
- Inching button is incorporated on the control panel for convenient spindle speed selection
- Enclosed quick action gearbox for thread cutting and auto feeding
- Powered longitudinal and cross feeds
- D1-4 camlock spindle for quick chuck changes and safe reverse-direction turning. ISO standard
- Removable gap bed-way for larger diameter jobs
- Dual calibrated dials (except for saddle hand wheel)
- Coolant system with flexible hose
- Slide out swarf tray

Includes

- 2 Axis digital readout system
- Concertina leadscrew cover
- Slide out front swarf tray
- 160mm 3-jaw chuck with reverse jaws
- 200mm 4-jaw chuck

Product Brochure For ZL240D

- Face plate
- Fixed steady
- Travelling steady
- Change gears
- Dead centres
- Thread-chasing dial
- Safety chuck guard
- Stand
- Foot brake
- Rear splash guard & swarf tray
- Tool box
- Instruction booklet

Recommended Accessories

L258
Taper Turning Attachment



C980
5C Collet Lathe Adaptor



L277
Vertical Mill Slide



L295
Quick Change Toolpost



L017
Right Hand Turning Tool Holder



L018
Left Hand Turning Tool Holder



L044
Right Hand Turning Tool Holder



L045
Left Hand Turning Tool Holder



Product Brochure For ZL240D

L0077

Lathe Turning Tool Kit - 7 piece
Insert Type



L451

Lathe Turning Tool Kit - 3 piece
Insert Type



L465

Professional Lathe Parting Tool
Kit - Insert Type



L457

Lathe Threading Tool Kit - Insert
Type



L076

Knurling Tool Holder Kit



C052

3MT Live Centre



C045

3MT Pipe Centre - 70° Cone



C290

Heavy Duty Drill Chuck - Keyed
Type



C294

Industrial Drill Chuck - Keyless
Type



D443A

3MT x JT3 Drill Chuck Arbor



D1272

Metric 135° Precision HSS Drill
Set - 25 Piece



D1282

Imperial 135° Precision HSS
Drill Set - 29 Piece



Product Brochure For ZL240D

D126

Metric 135° Precision HSS Drill Set - 170 Pieces



S090A

Soluble Metal Cutting Fluid - 1 Litre



S090

Soluble Metal Cutting Fluid - 5 Litre



S076

Cutting Tool Lubricant Fluid - 500ml



S077

Drilling, Tapping & Cutting Tool Lubricant Spray - 400g



S075

Cutting Tool Lubricant Paste - 200g



S074

Cutting Tool Lubricant Paste - 500g



S091

Soluble Metal Cutting Fluid - 20 Litre



G660

Lathe Leadscrew Cover Kit




G659

Lathe Leadscrew Cover Kit - Concertina




L341

Fitting and Machining Technical Book



L3455

Professional Sheet Metal Fabrication Book



Product Brochure For ZL240D

L300
 Magnetic Swarf Remover




M9991
 Magnetic Floor Sweeper



M800
 Rubber Mat - Anti-Fatigue



M805
 Rubber Mat - Anti-Fatigue



O000
 SpillFix Universal Organic Absorbent



O043
 Rust & Corrosion Preventive



O042
 General Purpose Lubricant & Corrosion Inhibitor



O040
 Rust & Corrosion Preventive



O044
 Rust & Corrosion Preventive

