

Product Brochure For Z01954

Centre Lathe - CL-560A

Ø560 x 2000mm Turning Capacity - Ø105mm Spindle Bore
 Includes Digital Readout System, Quick Change Toolpost & Taper Turning Attachment



ORDER CODE:	Z01954
MODEL:	CL-560A
Swing Over Bed (mm):	560
Distance Between Centres (mm):	2000
Spindle Bore (mm):	105
Swing In Gap (mm):	~
Swing Over Cross-slide (mm):	~
Digital Readout System Fitted:	Yes
Quick Change Toolpost Fitted:	Yes
Leadscrew Covers Fitted:	Yes
Taper Turning Attachment:	Yes
Coolant System:	Yes
Tool Height To Suit (mm):	25
Centre Height (mm):	280
Spindle Nose Size or Type:	D1-8 Camlock
Bed Width (mm):	350
Headstock Spindle Taper (MT):	7
Tailstock Taper (MT):	5
Cross Slide Travel (mm):	~
Compound Slide Travel (mm):	~
Leadscrew Type:	Metric
Metric Cross Feed (X-Axis) (mm/rev):	0.014 - 0.784
Imperial Cross Feed (X-Axis) (inch/rev):	~
Metric Longitudinal Feed (Z-Axis) (mm/rev):	0.031 - 1.70
Imperial Longitudinal Feed (Z-Axis) (inch/rev):	~
Metric Thread Steps & Pitch (No. / mm):	41 (0.1 - 14)
Imperial Thread Steps & TPI (No. / TPI):	60 (2 - 112)
3 Jaw Chuck Diameter (mm):	315
4 Jaw Chuck Diameter (mm):	350
Spindle Steps / Speeds (No. / rpm):	12 (25 - 1600)
Motor Power (kW / hp):	7.5 / 10
Voltage / Amperage (V / amp):	415
Nett Weight (kg):	3000

Features

- 2 axis digital readout system
- Quick change toolpost
- Taper turning attachment fitted to saddle
- Triple bearings supporting headstock spindle
- Adjustable taper roller bearings providing spindle accuracy
- Precision 'V'-beds & headstock gears are all hardened & ground
- One piece cast iron base increases rigidity
- Overload protection on drive motor and coolant system
- Universal enclosed gearbox incorporating metric & imperial thread capabilities
- Inching button incorporated on the control panel for convenient spindle speed selection
- Foot operated spindle brake with safety cut out switch
- 350mm wide induction hardened heavy duty cast iron bed
- Removable gap bed allowing larger workpiece to swing in gap
- Chuck guard fitted with safety micro switch
- Powered longitudinal and cross feeds
- Adjustable 5 position length-stop mechanism for accurate repetitive operation
- Micro adjustable saddle stop
- Dual calibrated cross feed dial incorporating metric & imperial graduations
- Coolant system with flexible hose enabling operator to manipulate flow direction
- Oil level sight glass for headstock and gearbox
- Low voltage halogen work light
- D1-8 camlock spindle for quick chuck removal

Product Brochure For Z01954

- 12 spindle speeds from 25-1600rpm
- Large 105mm spindle bore
- 7.5kW / 10HP 415V main motor

Includes

- 2 axis digital readout system
- Taper turning attachment
- Quick change toolpost
- Concertina leadscrew covers
- 315mm 3-jaw chuck with reverse jaws
- 350mm 4-jaw chuck
- 450mm face plate
- Fixed steady with roller bearings
- Travelling steady with brass guides
- Dead centres
- Thread chasing dial
- Foot brake
- Coolant system
- LED Work light
- Rear splash guard
- Spindle reducing bush


Specific Features



Front View



Left View




DRO



Taper Turning Attachment



Headstock Controls



Feed Chart




Feed Handles




Saddle Left View


Product Brochure For Z01954




Saddle Front View



Saddle Right View



Lubrication



Steadies



Swivel Compound Slide



Saddle Hand Wheel Graduations




Cross Feed Handle




Thread Chasing Dial



Adjustable Length Stop



250mm 3 Jaw Chuck




Foot Brake



Hardened Bedways



Tailstock Hand Wheel



Includes Faceplate



Included Accessories

Product Brochure For Z01954

Recommended Accessories

L048
Right Hand Turning Tool Holder



L049
Left Hand Turning Tool Holder



L041
Right Hand Turning Tool Holder



L042
Left Hand Turning Tool Holder



L453
Lathe Turning Tool Kit - 3 piece
Insert Type



L459
Lathe Threading Tool Kit - Insert
Type



L467
Professional Lathe Parting Tool
Kit - Insert Type



L294A
Quick Change Toolpost Holder -
Std



Product Brochure For Z01954

C046
 4MT Pipe Centre - 70° Cone



C290
 Heavy Duty Drill Chuck - Keyed Type



C294
 Industrial Drill Chuck - Keyless Type



D454A
 4MT x JT3 Drill Chuck Arbor



D424
 Drill Sleeve - Morse Taper



D422
 Drill Sleeve - Morse Taper



D1272
 Metric 135° Precision HSS Drill Set - 25 Piece



D1282
 Imperial 135° Precision HSS Drill Set - 29 Piece



D126
 Metric 135° Precision HSS Drill Set - 170 Pieces



D119
 Metric 2MT HSS Drill Set



S090A
 Soluble Metal Cutting Fluid - 1 Litre



S090
 Soluble Metal Cutting Fluid - 5 Litre



Product Brochure For Z01954

S076

Cutting Tool Lubricant Fluid - 500ml



S077

Drilling, Tapping & Cutting Tool Lubricant Spray - 400g



S075

Cutting Tool Lubricant Paste - 200g



S074

Cutting Tool Lubricant Paste - 500g



S091

Soluble Metal Cutting Fluid - 20 Litre



G660

Lathe Leadscrew Cover Kit



A358

Sky Hook Lifting Device



A358A

Chuck Hook



L300

Magnetic Swarf Remover



M9991

Magnetic Floor Sweeper




M800

Rubber Mat - Anti-Fatigue



M805

Rubber Mat - Anti-Fatigue



Product Brochure For Z01954

O000

SpillFix Universal Organic Absorbent



O043

Rust & Corrosion Preventive



O042

General Purpose Lubricant & Corrosion Inhibitor



O040

Rust & Corrosion Preventive



O044

Rust & Corrosion Preventive

