


Product Brochure For W3447

Wall Mounted Wood Dust Extraction Ducting Kit - DCK-200W

Ø100mm (4")

Ex GST	Inc GST
\$300.00	\$330.00



ORDER CODE:	W3447
MODEL:	DCK-200W
Type:	Wall Mounted Dust Extraction Kit
Application:	Timber
Size:	Ø100mm Attachments
Suits:	All Wood Dust Collectors
Nett Weight (kg):	12.5



Description

This Ø100mm wall mounted ducting kit is the ideal solution to getting your dust collection hose off the floor.

All parts clip together for fast assembly and a good range of components are included to connect up to 3 machines to a dust extractor.

Includes

- 8 x 915mm lengths of Ø100mm clear tubing
- 3 x 100mm wall mount blast gates
- 3 x 100mm 45° elbows
- 2 x 100mm 90° elbows
- 2 x 100mm "Y" connectors
- 16 x 100mm Joiners
- 4 x 100mm hose clamps
- 10 x Tube hanging brackets and mounting hardware

Please Note:

- We strongly recommend that you "Earth" this ducting kit to each piece of equipment and the dust collector itself to minimise the risk of static build-up that can result in fire.

Product Brochure For W3447


Specific Features



Shown Setup and Kit Components



Quantity Per Piece in Kit



Shown Set Up with Optional Machines and Accessories



Shown Set Up with Optional Dust Hose and Access



8 x 915mm Lengths of 100mm Clear Tubing



10 x Tube Hanging Brackets Top View



3 x 45 Degree Elbows Top View



2 x 90 Degree Elbows Top View



16 x Joiners Top View



3 x Wall Mount Blast Gates Open



2 x Y Connectors Top View




4 x Hose Clamps



Fixing Accessories



Shown Set Up With Optional Dust Collector



Shown Set Up With Optional Accessories



Gate in Open Position

Product Brochure For W3447



Y Connector Joined to 45 Degree Elbow 90 Degree Elbow

Recommended Accessories

W3448
 Wood Dust Extraction Ducting



W3445
 Wall Mounted Wood Dust Extraction Accessory Kit



W344
 Wood Dust Accessory Kit



W322A
 Flame Retardant Dust Hose - Metal or Timber



W3405
 Dust Hose Clamp



W340
 Dust Hose Clamp



W341
 Dust Hose Clamp



W334A
 Dust Hose Stepped Reducer



Product Brochure For W3447

W3346
 Dust Hose Stepped Reducer



W334B
 Dust Hose Joiner



W3395
 Quick Connect Adaptor



W333
 Dust Hose Reducer



W335
 Blast Gate



W336
 Dust Hose Elbow - 90 Degree



W337
 Dust Hose Y Adaptor



W3375
 Dust Hose Y Adaptor



W334
 Dust Hose Reducer



W338
 Dust Hose Universal Dust Hood



W339
 Dust Hose Floor Sweeper Attachment



W338A
 Wood Lathe - Dust Chute Hood Attachment



Product Brochure For W3447

W338B

Wood Lathe - Dust Chute - Big
Gulp

