

Product Brochure For S910CG

Hydraulic NC Pressbrake - PB-170B

176T x 4000mm

NC - E200 Estun Control 2-Axis with Ballscrew Backgauge - Includes Safety Light Guarding & Table Crowning



ORDER CODE:	S910CG
MODEL:	PB-170B
Control Unit (Type):	NC-E200 Estun
Nominal Pressure - Tonnage (Ton):	176
Nominal Pressure - Kilonewtons (kN):	1600
Length of Work Table (mm):	4000
Distance Between Columns (mm):	3200
Throat Depth (mm):	420
Maximum Open Height (mm):	470
Ram Stroke (mm):	200
Machine Axis (No.):	2
Safety Guarding System (Type):	Light Curtain System
Backgauge Travel (mm):	550
Table Bed Crowning System (Type):	Yes
Motor Power (kW / hp):	11 / 15
Motor Voltage (V):	415
Floor Space Requirements (L x W x H) (mm):	~
Nett Weight (kg):	14100



Description

MetalMaster Quality Pressbrakes feature high durability, and provide precision bending capabilities. The Pressbrake main frames are constructed from rolled, stress relieved solid steel to prevent distortion during the bending process and under extreme continuous loads.

MetalMaster Pressbrakes are produced in a high volume production process and therefore are able to be manufactured cost effectively, resulting in affordable price, representing value for money and quicker return on investment.

Featuring an adjustable synchronised torsion bar with positive stop system ensures consistent and accurate bending beam parallelism tolerance to 0.01mm via the digital Control unit.

All electrical components are of European quality supplied by, Telemecanique, Merlin Gerin and ABB.

Features

- NC E200 Estun programmable digital control stores up to 40 programs with 25 automatic progressive steps in each assuring accurate repeatability
- NC E200 Estun programmable hardened ballscrew backgauge supported by two guideways
- R-Axis finger stops mounted on liner guideways, each finger stop also incorporates a micro adjustable dial.
- Manual crowning system allows operator to adjust table bed to correct the deflection than can occur towards the centre of the pressbrake
- Hydraulic / Mechanical ram, synchronised positive stop design, ram stroke controlled by precision mechanical nut depth stops built into each cylinder.
- Parallelism is ensured by torsion bar that can be easily adjusted by clutch system.
- Segmented heavy duty 86° offset top punch is segmented for return bend clearance, complete with European style punch holder with an adjustable wedge clamping system for crowning. Intermediate clamp has safety key to stop punch dropping.
- Multi vee ('V') bottom die is made from one 4000mm solid die block design to handle heavy plate, safety edge vee ('V') is incorporated in bottom die block.
- Individually screw adjustable heavy duty R-Axis backgauge mounted onto linear guideways.
- Adjustable heavy duty front Sheet supports mounted on smooth operating liner guideways.
- Conveniently mounted control box on pendant for quick swivel and adjustments.
- Mono-block steel frame design, welded then machined to ensure minimal bed deflection under load
- Enclosed rear gate with micro safety switches complete with sliding rear door for easy access.
- Adjustable sliding blocks control the machines beam to provide desirable open height distance to the (slow speed) mute bending point. Operator adjustable locking knobs for quick adjustment, enables accurate repeatability and increased productivity.
- Metal safety guarding surrounding the machine with rear sliding door fitted and micro switch ensuring operator safety. Clear access panels placed at each end of machine allows the operator to clearly view tooling and work piece during bending operation. MetalMaster specially design gates to suit Australian safety requirements.

Product Brochure For S910CG

- Hydraulic MPA pressure gauge mounted on right side of support frame with quick adjusting pressure control knob allowing operator to accurately set the pressure required for different material thickness, incorporating with hydraulic overload protection.
 - Welded steel fabricated synchronised torsion bar horizontally supporting main bending beam to provide consistent parallelism that also can be adjusted for taper correction.
 - The vertical supporting slides are treated to provide greater wear resistance and increased accuracy.
 - Reinforced side frames providing additional support strength to machine throat
 - Includes safety control guarding system with light curtains fitted
 - Mild steel capacity is rated on hot rolled material with 250MPA
- Pre-Commissioning:
 1. Pressbrake is run & tested prior delivery
 2. Hydraulic oil is included with machine

Includes

- NC ESTUN E200 control on swivel pendant control unit
- NC ESTUN E200 controlled hardened ballscrew backgauge with 550mm travel
- Sliding front sheet support arms on linear guideways
- Individually adjustable R-Axis backgauge
- Micro adjustable back stops
- Inverter speed control
- Mobile dual operation foot control
- Manual bed crowning system
- Segmented 86° offset top tooling
- Solid one piece four way multi vee (V) die block
- Quick action top tooling tool holder system with wedge type adjustment
- Metal constructed safety guarding surrounding machine with clear side viewing panels
- Integrated hydraulic system allowing rapid approach switching automatically to slow bend
- Oil tank level indicator

Specific Features



Right View



Left View



Enclosed Rear Safety Guarding



NC E200 ESTUN Controller



NC ESTUN E200 Main Screen



NC ESTUN E200 Program Screen



Adjustable and Sliding Front Sheet Supports on Linear Guideways



Sheet Support with Scale and Flip Over Stops


Product Brochure For S910CG




Ball screw Backgauge System



Adjustable Height Ball screw Backgauge



R Axis with Micro Adjustment



Adjustable R Axis Height with Dial on Linear Guideways



Micro Adjustment Backstop



Micro Adjustment with Flip Up Backstop



Top and Bottom Tooling

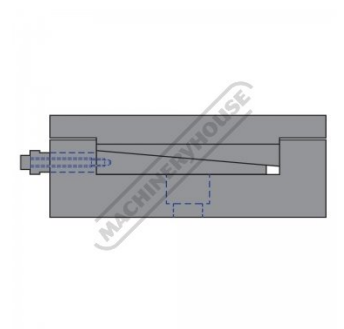




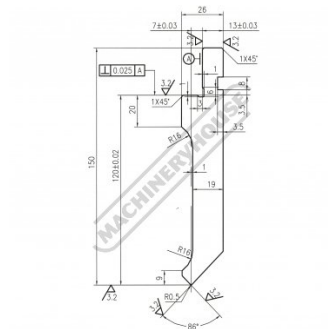
Table Bed Crowning



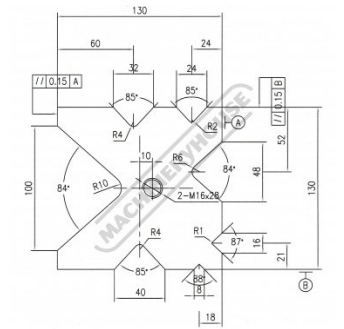
Quick Action Intermediate Clamps



Adjustable Top Tool Taper Wedge System



Segmented Top Punch



One Piece 4 Sided Die



Adjustable Travel Limit Control



Synchronised Torsion Bar



Synchronised Torsion Bar



Mobile Foot Control


Product Brochure For S910CG




Controller Top View



Adjustable Pressure Control



Lubrication Chart



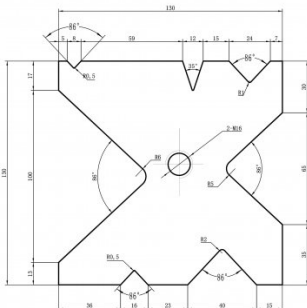
Tonnage Calculation Chart



Shown with Optional Ball Transfer Tables - Order Code (L840)

Recommended Accessories

S994A
 130mm Die Block Pressbrake Tooling



S991
 86° Top Punch Pressbrake Tooling



S991F
 86° Top Punch Pressbrake Tooling



S990
 35° Top Punch Pressbrake Tooling



Product Brochure For S910CG


S990F
 35° Top Punch Pressbrake Tooling



S997
 15° Top Punch Pressbrake Tooling



S997A
 60mm Die Block Pressbrake Tooling



S997B
 60mm Die Rail Pressbrake Tooling




S988
 Quick Action Intermediate Clamps



M800
 Rubber Mat - Anti-Fatigue



M805
 Rubber Mat - Anti-Fatigue



O000
 SpillFix Universal Organic Absorbent



O043
 Rust & Corrosion Preventive



O042
 General Purpose Lubricant & Corrosion Inhibitor



O040
 Rust & Corrosion Preventive



O044
 Rust & Corrosion Preventive



Product Brochure For S910CG

O004

Superdraulic ISO 46 Hi Temp
Hydraulic Oil

