

## Product Brochure For S108S

### Brobo Cold Saw - S350D

135 x 90mm Rectangle Capacity

Ø350mm Blade, Dual Speed 21 / 42rpm



ORDER CODE:	S108S
MODEL:	S350D
Cutting Head Action:	Manual
Operation Type:	Swivel - Dual Mitre
Round Capacity @ 90° / 45° (mm):	115 / 110
Square Capacity @ 90° / 45° (mm):	100 / 90
Rectangle Capacity @ 90° / 45° (WxH) (mm):	135 x 90 / 95 x 90
Blade Size - Diametre. x Bore (Ø) (mm):	350 x 40
Vice Clamping Fixture:	Manual
Coolant System:	Yes
Table Working Height (with Stand) (mm):	968
Blade Speed (rpm):	21 / 42
Motor Power (kW / hp):	1.5 / 2
Voltage / Amperage (V / amp):	415
Nett Weight (kg):	185



#### Description

Brobo - Cold Saw: Engineered for heavy duty applications, Brobo Walldown S315D, S350D & S400B ferrous metal cutting saws are specifically developed for precision cutting of steel profiles, solids and tubes. Its superior performance and reliability ensures for a burr-free, milled finish on every cut.

#### MODELS AVAILABLE

S315D, S350D & S400B ferrous metal cutting saws are specifically developed for precision cutting of steel profiles, solids and tubes

NF350 - High speed machine for Aluminium and non-ferrous cutting

SCV - Manual clamping saw (Self Centring Vice) is purposely built for accurate cutting of ferrous materials

VS - Manual clamping saw (240 Volt Dial Variable Speed System Electronically Controlled) is purposely built for accurate cutting of ferrous materials

#### Features

- QUALITY AUSTRALIAN MADE MACHINES
- Industrial cold cutting saw that is capable of a burr-free milled finish
- Mitre locking device stops at 45° left, straight 90°, and 45° right, extremely accurate mitre cutting
- Fully integrated coolant system provided on all machines
- Heavy gearbox drive designed and built to last
- Spindle and drive unit immersed in oil solution and enclosed within gearbox housing for smooth performance and reduced machine wear
- Every unit is provided with a high speed steel blade for general purpose cutting of ferrous solid and tube profiles
- Trigger Switch (DMT) to activate Machine
- Includes a blade

#### Includes

- Coolant pump system
- Blade

Product Brochure For S108S

**Recommended Accessories**

**S092**  
 BROBOLUBE Industrial  
 Gearbox Oil



**S136A**  
 HSS Cold Saw Blade



**S136B**  
 HSS Cold Saw Blade



**S136C**  
 HSS Cold Saw Blade



**S136D**  
 HSS Cold Saw Blade



**S136E**  
 HSS Cold Saw Blade



**S136F**  
 HSS Cold Saw Blade



**S137**  
 HSS + COBALT Cold Saw  
 Blade



Product Brochure For S108S

**S137A**  
 HSS + COBALT Cold Saw  
 Blade



**S137B**  
 HSS + COBALT Cold Saw  
 Blade



**S137C**  
 HSS + COBALT Cold Saw  
 Blade



**S137D**  
 HSS + COBALT Cold Saw  
 Blade



**S137E**  
 HSS + COBALT Cold Saw  
 Blade



**S090A**  
 Soluble Metal Cutting Fluid - 1  
 Litre



**S090**  
 Soluble Metal Cutting Fluid - 5  
 Litre



**S091**  
 Soluble Metal Cutting Fluid - 20  
 Litre



**L300**  
 Magnetic Swarf Remover



**M9991**  
 Magnetic Floor Sweeper



**L812**  
 Roller Conveyor



**L814**  
 Roller Conveyor Stand



Product Brochure For S108S

W343  
 Roller Stand



W343A  
 Roller Stand



W3434  
 Roller Stand




W3436  
 Roller Stand - V-Type



S093  
 Screw Retaining



S100  
 Vice



S094  
 Leadscrew Handle / Nut  
 Assembly



S096  
 Vice Nut - Brass Type



S095  
 Dowel Pin



S097  
 Love Joy Coupling



S097A  
 Insert Love Joy



S098A  
 Coolant Pump



Product Brochure For S108S

**S098B**  
 Coolant Pump & Conversion Kit




**S099A**  
 Return Spring Conversion Kit



**S099B**  
 Return Spring




**S098**  
 ON/OFF SWITCH 240V



**M800**  
 Rubber Mat - Anti-Fatigue



**M805**  
 Rubber Mat - Anti-Fatigue



**O000**  
 SpillFix Universal Organic Absorbent



**O043**  
 Rust & Corrosion Preventive



**O042**  
 General Purpose Lubricant & Corrosion Inhibitor



**O040**  
 Rust & Corrosion Preventive



**O044**  
 Rust & Corrosion Preventive



**S088**  
 HI / LO SWITCH - 2 SPEED 415V

