

Product Brochure For L662D

Centre Lathe - CK-80

500 x 2000mm Turning Capacity - 80mm Spindle Bore

Includes Digital Readout System, Quick Change Toolpost & Taper Turning Attachment



ORDER CODE:	L662D
MODEL:	CK-80
Swing Over Bed (mm):	500
Distance Between Centres (mm):	2000
Spindle Bore (mm):	80
Swing In Gap (mm):	720
Swing Over Cross-slide (mm):	310
Digital Readout System Fitted:	Yes
Quick Change Toolpost Fitted:	Yes
Leadscrew Covers Fitted:	Yes
Taper Turning Attachment:	Yes
Coolant System:	Yes
Tool Height To Suit (mm):	25
Centre Height (mm):	250
Spindle Nose Size or Type:	D1-8 Camlock
Bed Width (mm):	405
Headstock Spindle Taper (MT):	7
Tailstock Taper (MT):	5
Cross Slide Travel (mm):	310
Compound Slide Travel (mm):	145
Leadscrew Type:	Metric
Metric Cross Feed (X-Axis) (mm/rev):	0.027 - 1.07
Imperial Cross Feed (X-Axis) (inch/rev):	~
Metric Longitudinal Feed (Z-Axis) (mm/rev):	0.063 - 2.52
Imperial Longitudinal Feed (Z-Axis) (inch/rev):	~
Metric Thread Steps & Pitch (No. / mm):	22 (1 - 14)
Imperial Thread Steps & TPI (No. / TPI):	28 (2 - 28)
3 Jaw Chuck Diameter (mm):	315
4 Jaw Chuck Diameter (mm):	350
Spindle Steps / Speeds (No. / rpm):	12 (36 - 1600)
Motor Power (kW / hp):	9 / 12
Voltage / Amperage (V / amp):	415
Nett Weight (kg):	3400

Features

- 2 Axis digital readout system
- Quick change toolpost
- Taper turning attachment fitted to saddle
- Triple bearings supporting headstock spindle
- Adjustable taper roller bearings providing spindle accuracy
- Precision 'V'-beds & headstock gears are all hardened & ground
- Multiple discs forward and reversing clutch system
- Adjustable feed stop system with 6 individual sliding stops
- Overload protection on drive motor and coolant system
- Universal enclosed gearbox incorporating metric & imperial thread capabilities
- Foot operated spindle brake with safety cut out switch
- X & Z axis rapid traverse selection lever incorporated on the saddle @ 4.5m/min
- 405mm wide induction hardened heavy duty cast iron bed
- Removable gap bed allowing work piece to swing up to 720mm
- Cross slide handle disengages when auto feed is used
- Saddle hand wheel disengages when auto feed is used
- Adjustable 4 position length-stop mechanism for accurate repetitive operation
- Adjustable clutch for auto feeds protects machine from overloading during machining
- Chuck guard fitted with safety micro switch
- Micro switch on side access door
- Powered longitudinal and cross feeds
- Metric calibrated feed dials

Product Brochure For L662D

- Coolant system with flexible hose enabling operator to manipulate flow direction
- Oil sight glass for head stock and gearbox & apron
- Lubrication pump on saddle oiling slides
- Low voltage halogen work light
- D1-8 camlock spindle for quick chuck removal
- 12 spindle speeds 36-1600rpm
- Large 80mm spindle bore
- 9kW / 12HP 415V main motor

Includes

- 2 Axis digital readout system
- Quick change toolpost
- Taper turning attachment fitted to saddle
- Leadscrew cover
- 315mm 3-jaw chuck with reverse jaws
- 350mm 4-jaw chuck
- Faceplate
- Fixed Steady
- Travelling steady
- Dead centres
- Thread chasing dial
- Foot brake
- Coolant system
- Work light
- Chuck guard
- Rear splash guard
- Spindle reducing bush

Specific Features




2 Axis digital readout system




Chuck Guard




Headstock controls



Thread Chasing Dial



Quick change toolpost



Saddle Controls



Leadscrew Covers




Saddle Right View

Product Brochure For L662D



Saddle Left View



Rapid Traverse Selection Lever on Saddle



Induction Hardened Bedways



Worklight and Coolant System



Thread Charts



Taper Adjustment on Compound Slide



Heavy duty tailstock



Footbrake

Recommended Accessories

L453

Lathe Turning Tool Kit - 3 piece
 Insert Type

L459

Lathe Threading Tool Kit - Insert
 Type

L467

Professional Lathe Parting Tool
 Kit - Insert Type

L297

Quick Change Toolpost



Product Brochure For L662D

L297A

Quick Change Toolpost Holder - Std



D1272

Metric 135° Precision HSS Drill Set - 25 Piece



D1282

Imperial 135° Precision HSS Drill Set - 29 Piece



D126

Metric 135° Precision HSS Drill Set - 170 Pieces



C294

Industrial Drill Chuck - Keyless Type



D454A

4MT x JT3 Drill Chuck Arbor



D119

Metric 2MT HSS Drill Set



D424

Drill Sleeve - Morse Taper



D422

Drill Sleeve - Morse Taper



D425

Drill Sleeve - Morse Taper



S090A

Soluble Metal Cutting Fluid - 1 Litre



S090

Soluble Metal Cutting Fluid - 5 Litre



Product Brochure For L662D

S076

Cutting Tool Lubricant Fluid - 500ml



S077

Drilling, Tapping & Cutting Tool Lubricant Spray - 400g



S075

Cutting Tool Lubricant Paste - 200g



S074

Cutting Tool Lubricant Paste - 500g



G664

Lathe Leadscrew Cover Kit



A358

Sky Hook Lifting Device



A358A

Chuck Hook



L300

Magnetic Swarf Remover



M9991

Magnetic Floor Sweeper




M800

Rubber Mat - Anti-Fatigue



M805

Rubber Mat - Anti-Fatigue



O000

SpillFix Universal Organic Absorbent



Product Brochure For L662D

O043
 Rust & Corrosion Preventive



O042
 General Purpose Lubricant & Corrosion Inhibitor



O040
 Rust & Corrosion Preventive



O044
 Rust & Corrosion Preventive

