

Product Brochure For L569D

Centre Lathe - AL-410

Ø400 x 1000mm Turning Capacity - Ø52mm Spindle Bore
 Includes Digital Readout System & Quick Change Toolpost



Ex GST
\$9,450.00

Inc GST
\$10,395.00

ORDER CODE:	L569D
MODEL:	AL-410
Swing Over Bed (mm):	400
Distance Between Centres (mm):	1000
Spindle Bore (mm):	52
Swing In Gap (mm):	520
Swing Over Cross-slide (mm):	250
Digital Readout System Fitted:	Yes
Quick Change Toolpost Fitted:	Yes
Leadscrew Covers Fitted:	Yes
Taper Turning Attachment:	-
Coolant System:	Yes
Tool Height To Suit (mm):	16
Centre Height (mm):	200
Spindle Nose Size or Type:	D1-5 Camlock
Bed Width (mm):	218
Headstock Spindle Taper (MT):	6
Tailstock Taper (MT):	4
Cross Slide Travel (mm):	250
Compound Slide Travel (mm):	80
Leadscrew Type:	Metric
Metric Cross Feed (X-Axis) (mm/rev):	0.011 - 0.276
Imperial Cross Feed (X-Axis) (inch/rev):	~
Metric Longitudinal Feed (Z-Axis) (mm/rev):	0.052 - 1.291
Imperial Longitudinal Feed (Z-Axis) (inch/rev):	~
Metric Thread Steps & Pitch (No. / mm):	32 (0.4 - 7)
Imperial Thread Steps & TPI (No. / TPI):	36 (4 - 60)
3 Jaw Chuck Diameter (mm):	200
4 Jaw Chuck Diameter (mm):	200
Spindle Steps / Speeds (No. / rpm):	18 (65 - 2000)
Motor Power (kW / hp):	2.4 / 3.2
Voltage / Amperage (V / amp):	415
Nett Weight (kg):	850

Features

- 2 Axis digital readout system
- Quick change toolpost with 5 holders
- Concertina leadscrew cover
- Gear drive headstock for quick change of spindle speeds
- Precision 'V'-beds are hardened and ground, incorporating a rigid webbed casting
- Low voltage work light
- Foot operated spindle brake with safety cut out switch
- Slide out front swarf tray for easy cleaning
- Change gears for metric and imperial thread cutting
- Oil sight glass for head stock and gearbox
- Adjustable taper roller bearings support the spindle
- Inching button is incorporated on the control panel for convenient spindle speed selection
- Enclosed quick action gearbox for thread cutting and auto feeding
- Powered longitudinal and cross feeds
- D1-5 camlock spindle for quick chuck changes and safe reverse-direction turning. ISO standard
- Removable gap bed-way for larger diameter jobs
- Dual calibrated dials (except for saddle hand-wheel)
- Chuck & change gear guards are fitted with micro switches
- Coolant system with flexible hose
- Slide out swarf tray

Product Brochure For L569D

Includes

- 2 Axis digital readout system
- Concertina leadscrew covers
- Slide out front swarf tray
- Quick change tool-post with 5 holders
- 200mm 3-jaw chuck with reverse jaws
- 200mm 4-jaw chuck
- Face plate
- Fixed steady
- Travelling steady
- Change gears
- Dead centres
- Thread-chasing dial
- Work light
- Stand
- Rear splash guard & swarf tray
- Tool box
- Instruction booklet

Specific Features



2 Axis Digital Readout



Three Tool Draws



Induction Hardened Bedways



Safety Chuck Guard



Quick Change Toolpost



Leadscrew Covers



Spindle Speed Levers

		Spindle Speed \varnothing / min		
		1	2	3
H	A	400	2000	1200
	B	110	550	320
	C	308	1520	930
L	A	198	980	600
	B	55	270	165
	C	150	760	460

Spindle Speed Chart



Feed and Thread Gearbox



Saddle Right View



Saddle Stop




Coolant Hose and Worklight


Product Brochure For L569D



Coolant Pump




Compound Slide



Saddle Left View



Saddle Front View




Feed and Thread Engagement Levers




Thread Chasing Dial

INDICATOR TABLE					
T	mm	SCALE	T	mm	SCALE
0.5	—		0.45	1	
0.6	—		0.9	1	
0.75	—		1.25	1	
1	—		1.8	1	
1.5	—	15	2.25	1	
3	—		2.50	1	
0.4	1-8		4.50	1	
0.8	1-8-5-7		5	1	
1.2	1-8		0.7	1-5	
1.6	1-5		1.4	1-5	
2	1-8		1.75	1-5	
2.4	1-3-5-7		2.8	1	
3.2	1		3.5	1-5	
4	1-3-5-7		7	1-5	
4.8	1-5				
8	1-8				

Indicator Table



Fixed & Travelling Steadies



Saddle Hand Wheel



Saddle Hand Wheel Graduation



Spindle Engagement Lever



Crossslide Hand Wheel




Compound Slide Hand Wheel



Swivel Compound Slide



Tailstock




Tailstock Quill

Product Brochure For L569D




Tailstock Hand Wheel



Slide Out Drip Tray



Foot Brake



Feed Charts

METRIC THREAD PITCH LIST									
	B4	C4	C3	C2	A4	D2	E4	A2	E2
MI	0.4	0.45	0.5		0.6			0.7	0.75
MII	0.8	0.9	1		1.2	1.25	1.4	1.5	1.75
MI	1.6	1.8	2	2.25	2.4	2.5	2.8	3	3.5
MII	3.2	3.6	4	4.5	4.8	5	5.6	6	7

Metric Thread Pitch Chart

THREAD PER INCH								
	A2	A3	C3	A4	C3	C3	A5	B4
Z	24	24	38	24	22	24	26	24
MII	4	4 1/2	9 1/2	5	5 1/2	6	6 1/2	7 1/2
MI	8	9	19	10	11	12	13	14
Z	48	48	38	48	44	48	52	48
MII	16	18	19	20	22	24	26	30
MI	32	36	38	40	44	48	52	60

Imperial Thread Chart

MODULE THREAD									
	B4	C4	C3	C2	A4	D2	E4	A2	E2
MI	0.4	0.45	0.5		0.6			0.7	0.75
MII	0.8	0.9	1		1.2	1.25	1.4	1.5	1.75
MII	1.6	1.8	2	2.25	2.4	2.5	2.8	3	

Module Thread Chart

D.P. THREAD											
	A2	A3	A4	A1	B3	A5	B4	C1	B1	B5	
MII	16	18	20	24	27	28	30	32	36	42	
MI	32	36	40	48	54	56	60	64	72	84	
T1	66	66	66	66	E3 41	66	66	E2 47	E5 48		
T2	21	21	21	21	21	22	21	24	28		
MII	8	9	10	12	13	14	15	11	22		
MI									22	44	

DP Thread Chart

Recommended Accessories

L277
Vertical Mill Slide

L017
Right Hand Turning Tool Holder

L018
Left Hand Turning Tool Holder

L044
Right Hand Turning Tool Holder



Product Brochure For L569D

L045
 Left Hand Turning Tool Holder



L0077
 Lathe Turning Tool Kit - 7 piece Insert Type



L451
 Lathe Turning Tool Kit - 3 piece Insert Type



L465
 Professional Lathe Parting Tool Kit - Insert Type



L457
 Lathe Threading Tool Kit - Insert Type



L076
 Knurling Tool Holder Kit



C054
 4MT Live Centre



C046
 4MT Pipe Centre - 70° Cone



C290
 Heavy Duty Drill Chuck - Keyed Type



C294
 Industrial Drill Chuck - Keyless Type



D454A
 4MT x JT3 Drill Chuck Arbor



D1272
 Metric 135° Precision HSS Drill Set - 25 Piece



Product Brochure For L569D

D1282
 Imperial 135° Precision HSS
 Drill Set - 29 Piece



D126
 Metric 135° Precision HSS Drill
 Set - 170 Pieces



S090A
 Soluble Metal Cutting Fluid - 1
 Litre



S090
 Soluble Metal Cutting Fluid - 5
 Litre



S076
 Cutting Tool Lubricant Fluid -
 500ml



S077
 Drilling, Tapping & Cutting Tool
 Lubricant Spray - 400g



S075
 Cutting Tool Lubricant Paste -
 200g



S074
 Cutting Tool Lubricant Paste -
 500g



S091
 Soluble Metal Cutting Fluid - 20
 Litre




G659
 Lathe Leadscrew Cover Kit -
 Concertina



G660
 Lathe Leadscrew Cover Kit




L341
 Fitting and Machining Technical
 Book



Product Brochure For L569D

L3455
 Professional Sheet Metal Fabrication Book



L300
 Magnetic Swarf Remover




M9991
 Magnetic Floor Sweeper



M800
 Rubber Mat - Anti-Fatigue



M805
 Rubber Mat - Anti-Fatigue



O000
 SpillFix Universal Organic Absorbent



O043
 Rust & Corrosion Preventive



O042
 General Purpose Lubricant & Corrosion Inhibitor



O040
 Rust & Corrosion Preventive



O044
 Rust & Corrosion Preventive

