

Product Brochure For L160

Bench Lathe - AL-51G

Ø230 x 500mm Turning Capacity - Ø20mm Spindle Bore
 6 Speeds 100 ~ 1800rpm



Ex GST
\$1,750.00

Inc GST
\$1,925.00

ORDER CODE:	L160
MODEL:	AL-51G
Swing Over Bed (mm):	230
Distance Between Centres (mm):	500
Spindle Bore (mm):	20
Swing In Gap (mm):	~
Swing Over Cross-slide (mm):	127
Digital Readout System Fitted:	Optional
Quick Change Toolpost Fitted:	Optional
Leadscrew Covers Fitted:	~
Taper Turning Attachment:	~
Coolant System:	~
Tool Height To Suit (mm):	12
Centre Height (mm):	115
Spindle Nose Size or Type:	Threaded
Bed Width (mm):	114
Headstock Spindle Taper (MT):	3
Tailstock Taper (MT):	2
Cross Slide Travel (mm):	108
Compound Slide Travel (mm):	48
Leadscrew Type:	Imperial
Metric Cross Feed (X-Axis) (mm/rev):	~
Imperial Cross Feed (X-Axis) (inch/rev):	~
Metric Longitudinal Feed (Z-Axis) (mm/rev):	~
Imperial Longitudinal Feed (Z-Axis) (inch/rev):	0.12 - 0.3
Metric Thread Steps & Pitch (No. / mm):	11 (0.5 - 3)
Imperial Thread Steps & TPI (No. / TPI):	27 (8 - 56)
3 Jaw Chuck Diameter (mm):	100
4 Jaw Chuck Diameter (mm):	190
Spindle Steps / Speeds (No. / rpm):	6 (100 - 1800)
Motor Power (kW / hp):	0.55 / 0.75
Voltage / Amperage (V / amp):	240 / 10
Nett Weight (kg):	129

Description

AL-51G has a quick-change gearbox for easy thread cutting operations
 Can also cut 9.5 and 11.5 threads per inch

Features

- Perfect for the hobby machinist or auto electrician
- Precision 'V'-beds are hardened and ground, encompassed on strong cast-iron rib webbing, with dovetail cross and compound slides
- Includes a full set of change gears for metric and imperial thread cutting
- Saddle handwheel mounted on right side of apron reducing swarf contacting the hand
- Induction hardened "V" beds
- Norton style quick change gearbox
- Adjustable ball bearings spindle support
- 4 x direct oiling points into gearbox
- T slotted cross slide
- Auto longitudinal feed
- Clear perspex chuck guard
- 6 spindle speeds from 100-1800rpm
- Metric dial calibrations

Includes

3-jaw chuck with reverse jaws

Product Brochure For L160

- 4-jaw chuck
- Face plate
- Fixed and traveling steadies
- Change gears
- Dead centre
- Thread chasing dial
- Swarf tray
- Safety chuck guard
- Spanners, tool box, & instruction booklet

Optional Accessories

- Stand to suit (L263)

Specific Features




Stand sold separately
 Shown With Optional Stand



Safety Chuck Guard



Switches



Belt Tension Lever

THREAD DIAL	
T.P.I.	DIAL
8	10
12	14
16	18
20	22
24	26
28	30
32	36
36	40
40	44
44	48
48	52
52	56
9	11
13	19
23	
9 1/2	11 1/2

Thread Dial Chart

AL-51G	
Model	SPINDLE SPEED ω /min
A	100 250 350 500 900 1800
BC1 BC2 AC1 AC2 AC3	
IMPERIAL THREAD TABLE	
Level	1 2 3 4 5 6 7 8 9
a	20 30 40 50 60 70 80 90 100
b	20 30 40 50 60 70 80 90 100
c	20 30 40 50 60 70 80 90 100
METRIC THREAD TABLE	
Level	1 1.1 1.2 1.3 1.4 1.5 1.6 1.7 1.8
a	10 20 30 40 50 60 70 80 90
b	10 20 30 40 50 60 70 80 90
c	10 20 30 40 50 60 70 80 90
FEEDING TABLE	
Level	1 1.1 1.2 1.3 1.4 1.5 1.6 1.7 1.8
a	20 30 40 50 60 70 80 90
b	20 30 40 50 60 70 80 90
c	20 30 40 50 60 70 80 90


Speed and Thread Charts



Norton Style Gear Box



Steadies



Saddle Left View



Saddle Front View



Saddle Right View




Tool Post

Product Brochure For L160



Compound Scale



Threading and Feeding Levers



Thread Chasing Dial



Cross Dial



Saddle Handle Wheel



Compound Dial



Compound Slide



Tailstock



Tailstock Quil



Tailstock Hand Wheel

Product Brochure For L160

Recommended Accessories

L263
 Lathe Stand



T773
 Industrial Mobile Tooling Cabinet Workstation



D695
 3-Axis Optimum Digital Readout Counter - 1µm



D694
 1500mm Optimum Magnetic Digital Readout Scale



P235
 Coolant Pump & Tank



L276
 Mini Vertical Mill Slide



L280
 Quick Change Toolpost




L0099
 Lathe Turning Tool Kit - 7 piece Insert Type



Product Brochure For L160

L450
 Lathe Turning Tool Kit - 3 piece
 Insert Type



L456
 Lathe Threading Tool Kit - Insert
 Type



L464
 Professional Lathe Parting Tool
 Kit - Insert Type



L015
 Right Hand Turning Tool Holder



L016
 Left Hand Turning Tool Holder



L021
 Right Hand Boring Bar



C050
 2MT Live Centre



C289
 Heavy Duty Drill Chuck - Keyed
 Type



D442
 2MT x JT6 Drill Chuck Arbor



D1272
 Metric 135° Precision HSS Drill
 Set - 25 Piece



D1282
 Imperial 135° Precision HSS
 Drill Set - 29 Piece



S090A
 Soluble Metal Cutting Fluid - 1
 Litre



Product Brochure For L160

S090
 Soluble Metal Cutting Fluid - 5 Litre



S076
 Cutting Tool Lubricant Fluid - 500ml



S077
 Drilling, Tapping & Cutting Tool Lubricant Spray - 400g



S075
 Cutting Tool Lubricant Paste - 200g




S074
 Cutting Tool Lubricant Paste - 500g




D126
 Metric 135° Precision HSS Drill Set - 170 Pieces



L341
 Fitting and Machining Technical Book



L3455
 Professional Sheet Metal Fabrication Book




L300
 Magnetic Swarf Remover



M800
 Rubber Mat - Anti-Fatigue



M805
 Rubber Mat - Anti-Fatigue



M9991
 Magnetic Floor Sweeper



Product Brochure For L160

O000

SpillFix Universal Organic Absorbent



O043

Rust & Corrosion Preventive



O042

General Purpose Lubricant & Corrosion Inhibitor



O040

Rust & Corrosion Preventive



O044

Rust & Corrosion Preventive

