

Product Brochure For L039

Right Hand Turning Tool Holder - MWLNR-2020-K08W

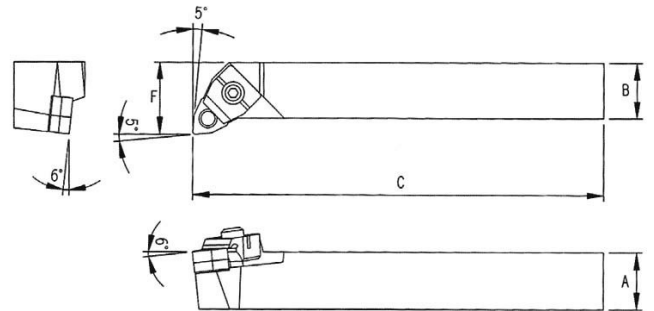
20mm Tool Height
 Insert tip not included

Ex GST
\$80.00

Inc GST
\$88.00



ORDER CODE:	L039
Part Number - Style:	MWLN
Tool Height Size (mm):	20
Clamping Method of Insert:	~
Category:	~
Connection style:	~
Back End Size:	~
Application:	~
Hand Type:	Right
Holder Style:	~
Clearance Angle:	~
Insert Type:	WNMG08
A (H) (mm):	20
B (mm):	20
C (LF) (mm):	125
LH (mm):	~
F (WF) (mm):	25
E (mm):	~



Description

NOTE: Inserts not included with tool holders

Use insert WNMG 080408 (L053)

Features

- Negative rake turning tool holder suitable for turning and facing
- Suitable for rapid metal removal

Product Brochure For L039

SETTING THE SPINDLE SPEED

To calculate the correct speed the following metric formula can be used

$$RPM = \frac{1000 \times \text{Surface speed in Metres per Minute}}{3.14 \times \text{Diameter in millimetres}}$$

Material	Approximate surface speeds for carbide tools	
	Roughing	Finishing
Mild Steel	50	80
Cast Iron	40	60
Aluminium	80	100
Stainless Steel	40	50

Example 1.
 20mm Mild Steel bar to be rough machined

$$RPM = \frac{1000 \times 50}{3.14 \times 20mm} = \frac{50000}{62.8} = 796rpm$$



Example 2.
 20mm Mild Steel bar to be finished machined

$$RPM = \frac{1000 \times 80}{3.14 \times 20mm} = \frac{80000}{62.8} = 1273rpm$$

- Set the spindle speed to the closest speed to the RPM calculated
- If in doubt then set a speed slower than the calculated speed

SETTING THE TOOL ON CENTRE

For the tool to cut correctly it needs to be set on centre. This can be best achieved by placing a centre in the tailstock and packing the tool until the tool is on centre.



Specific Features



Close Up




Shown with insert sold separately


Product Brochure For L039

Recommended Accessories

L053
 KYOCERA Carbide Inserts -
 Turning



L0534
 KYOCERA Carbide Inserts -
 Turning




L0538
 KYOCERA Carbide Inserts -
 Turning



L0539
 KENAMETAL Carbide Inserts -
 Turning



L513
 Seat to Suit Turning Tool
 Holders



L514
 Pin to Suit Turning Tool Holders



L515
 Clamp to Suit Turning Tool
 Holders



L516
 Clamp Screw to Suit Turning
 Tool Holders



Product Brochure For L039

L450
 Lathe Turning Tool Kit - 3 piece
 Insert Type



L451
 Lathe Turning Tool Kit - 3 piece
 Insert Type



L452
 Lathe Turning Tool Kit - 3 piece
 Insert Type



L453
 Lathe Turning Tool Kit - 3 piece
 Insert Type



L072
 HSS Turning Tool Set - 4 piece



L0085
 Carbide Turning Tool Set - 11
 piece



L0055
 Lathe Turning Tool Kit - 5 piece
 Insert Type



L0099
 Lathe Turning Tool Kit - 7 piece
 Insert Type



L0077
 Lathe Turning Tool Kit - 7 piece
 Insert Type



L456
 Lathe Threading Tool Kit - Insert
 Type



L457
 Lathe Threading Tool Kit - Insert
 Type




L458
 Lathe Threading Tool Kit - Insert
 Type



Product Brochure For L039

L459
 Lathe Threading Tool Kit - Insert Type



L464
 Professional Lathe Parting Tool Kit - Insert Type



L465
 Professional Lathe Parting Tool Kit - Insert Type



L466
 Professional Lathe Parting Tool Kit - Insert Type



L467
 Professional Lathe Parting Tool Kit - Insert Type



L006A
 Boring Bar Set - HSS



L431
 Boring Bar Set - Carbide Insert



L430
 Boring Bar Set - Carbide Insert

