

Product Brochure For L025

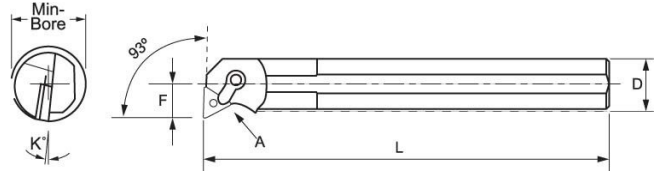
Right Hand Boring Bar - S32T-MTUN-16A

Ø32mm

Insert tip not included



ORDER CODE:	L025
Part Number - Style:	~
Size (mm):	32
Hand Type:	RIGHT
B = Minimum Bore (mm):	40
D (mm):	32
F (mm):	22
L (mm):	300
K (deg):	10°
Minimum Bore (mm):	38



Description

NOTE: Inserts NOT included with tool holders.

Use insert TNMG 160408 16mm (L064)

Features

- Negative rake boring bar with 93° approach angle
- Suitable for rapid metal removal

Product Brochure For L025

Specific Features



Side View


Recommended Accessories

L0644
 KYOCERA Carbide Inserts -
 Turning

L064
 KYOCERA Carbide Inserts -
 Turning

L0648
 KYOCERA Carbide Inserts -
 Turning

L535
 Clamp to Suit Turning Tool
 Holders



L5365
 Clamp Screw to Suit Boring Bar

L5315
 Seat Pin to Suit Turning Tool
 Holders

L527
 Seat to Suit Turning Tool
 Holders

L006A
 Boring Bar Set - HSS



Product Brochure For L025

L431
 Boring Bar Set - Carbide Insert



L430
 Boring Bar Set - Carbide Insert



L072
 HSS Turning Tool Set - 4 piece



L0085
 Carbide Turning Tool Set - 11 piece



L0055
 Lathe Turning Tool Kit - 5 piece
 Insert Type



L0099
 Lathe Turning Tool Kit - 7 piece
 Insert Type



L0077
 Lathe Turning Tool Kit - 7 piece
 Insert Type




L450
 Lathe Turning Tool Kit - 3 piece
 Insert Type



L451
 Lathe Turning Tool Kit - 3 piece
 Insert Type



L452
 Lathe Turning Tool Kit - 3 piece
 Insert Type



L453
 Lathe Turning Tool Kit - 3 piece
 Insert Type



L456
 Lathe Threading Tool Kit - Insert
 Type



Product Brochure For L025


L457

Lathe Threading Tool Kit - Insert Type




L458

Lathe Threading Tool Kit - Insert Type



L459

Lathe Threading Tool Kit - Insert Type



L464

Professional Lathe Parting Tool Kit - Insert Type



L465

Professional Lathe Parting Tool Kit - Insert Type



L466

Professional Lathe Parting Tool Kit - Insert Type



L467

Professional Lathe Parting Tool Kit - Insert Type

