

Product Brochure For K8847

RT-100 Sliding Router Table - NSW Schools / TAFE

785 x 560mm

NSW Contract Item No.11



ORDER CODE:	K8847
NSW Contract No.:	NSW Item No.11
MODEL:	School Tafe RT-100
Table Size (mm):	785 x 560
Dust Chute Diameter (mm):	Ø60
Nett Weight (kg):	~
Table Height (mm):	860
Nett Weight (kg):	57



Features


- Accepts practically any brand of portable router on the market
- Heavy duty cast iron table for addition stability
- Extruded aluminium sliding table and fence
- Fully adjustable squaring guide and hold-down clamp
- Table can be tilted 45° with gas strut supports for convenient router installation
- Convenient front-mounted switch with lockable safety toggle
- 240V / 15amp female socket & 240V / 15amp male plug
- Sliding table includes a toggle clamp for fast clamping
- 2 off 305 x 76mm aluminium fence
- 60mm dust port with hood
- 785 x 560mm table with sliding table locked in position
- 785 x 250mm cast iron table surface
- 785 x 310mm aluminium sliding table
- 100 to 92mm table counterbore
- 28 & 60mm table inserts

Safety Features

- Emergency stop switch
- Keyed Isolation switch
- Test and tag certificate on 240V lead

Product Brochure For K8847

Specific Features



Fence with Guarding



Safety Switches



Power Board



Sliding Table



Tilt Table For Easy Access to Mount Router



Tilt Table Rear View



Rear View




Shown with Wood Piece



Shown with Optional Hand Router



Shown with Optional Hand Router Rear View




Shown with Optional Hand Router Close Up



Shown with Optional Hand Router Close Up 2



Shown with Optional Hand Router Close Up 3



Shown with Optional Hand Router Cutter



Shown with Optional Hand Router Cutter Top View



Shown with a Optionan Small Hand Router

Product Brochure For K8847



Mounting a Suitable Router



Connect Your Router to Rear Power Point






Table Inserts



Hold Down Material Clamp




Mitre Guide



Hold Down Clamps



Adjustable Split Fence



Dust Extraction Port



Table Tilt Locking Knobs



Gas Strut Tilt Table



Router Clamp Set

Product Brochure For K8847

Recommended Accessories

W309
 Safety Push Blocks & Stick Set



W344
 Wood Dust Accessory Kit



W332
 Dust Collector



W886
 Dust Collector



W334
 Dust Hose Reducer



W333
 Dust Hose Reducer



W335
 Blast Gate



W336
 Dust Hose Elbow - 90 Degree



Product Brochure For K8847

W337
 Dust Hose Y Adaptor



W338
 Dust Hose Universal Dust Hood



W339
 Dust Hose Floor Sweeper Attachment



W334A
 Dust Hose Stepped Reducer



W3405
 Dust Hose Clamp



W340
 Dust Hose Clamp



W930
 Mobile Base



W931
 Mobile Base - Heavy Duty



W343
 Roller Stand



W343A
 Roller Stand



W3434
 Roller Stand

