

Product Brochure For K8445

# Plasma Cutter with Built In Compressor - ENVY CUT 45 AIR

Supplied to School Specifications  
 NSW DOE Item 45

## Please Call



ORDER CODE:	K8445
NSW DOE Item No.:	45
QLD DOE Item No.:	~
MODEL:	ENVY CUT 45 AIR
Primary Input Voltage (V / amp):	240 / 15
Duty Cycle @ 40°C (amp):	30% @ 45A & 60% @ 32A & 100% @ 25A
Current Range (amp):	20-45
Cutting Capacity - Mild Steel (mm):	20mm clean-cut & 25mm severance
Cutting Capacity - Aluminium (mm):	14mm clean-cut
Cutting Capacity - Stainless Steel (mm):	18mm clean-cut
Dimensions (mm):	665 x 220 x 425
Nett Weight (kg):	23.1



### Description

A professional-grade plasma cutter that gives you the ultimate flexibility, perfect for the workshop or a worksite

#### Smart-Set Programs

The easiest way to set up for a plasma cut, simply select your cutting type, material type and thickness, and you're good to go!

#### Cutting Capacity

MILD STEEL: Get a 20mm clean cut and a severance cut of 25mm on mild steel.

STAINLESS STEEL: Get up to a 18mm clean cut on stainless steel.

ALUMINIUM: Get up to a 14mm clean cut on aluminium.

#### Cutting Modes

SOLID: Cut through solid metal plate on any material.

PERFORATED: With the perforated cutting mode, you can cut materials like grating or mesh without interruption.

GOUGING: Switch to gouging consumables to efficiently remove defects, welds, or pre-existing metal from your workpiece.

#### CNC Connectivity

Switch from handheld to automated cutting whenever you need. The CNC interface lets you connect a CNC torch and run the machine on a cutting table with precise, repeatable control.

#### Automatic Air Pressure Control

The machine regulates its own air pressure internally, so you do not need to adjust your compressor. The digital regulator delivers highly accurate, consistent airflow for cleaner starts and more reliable cuts.

#### Pilot Arc Start

Strike the arc without touching the workpiece. Pilot arc start lets you cut through paint, rust or scale with ease and gives you better control on uneven surfaces. Because the tip does not need to drag, your consumables last longer and your starts stay consistent.

#### Smart Fan Technology

The fan runs only when needed, reducing noise, cutting power use and limiting the dust drawn into the machine. This keeps internal components cleaner and helps extend the overall life of the unit.

#### Additional Features

##### Job Memory

The job memory function allows you to enter and store cut parameter settings. Cut parameters can be further adjusted and stored as required.

## Product Brochure For K8445

A total of 100 jobs can be memorised and stored for recall.

### Generator Compatible

Take it anywhere. Connect the machine to a generator and use it wherever, whenever you need it. We recommend 10kVA for this machine.

### Air Test

Check that your plasma cutter is running at peak performance. The air test ensures that your compressor is connected and that the air pressure is dialled in to produce the best cuts.

## Features

- 5" LCD Touchscreen
- Smart-Set Programs
- Built-in Air Compressor
- CNC Connectivity
- Perforated Cut Mode
- Thermal overload protection
- 15 Amp plug - Connect to a 15 Amp outlet
- Complies to AS/NZS 60974.1 standards
- UNIMIG is pleased to offer a 5-year warranty on the ENVY CUT 45 AIR

## Includes

- ENVY CUT 45 AIR Plasma Cutter
- 6m SC80 Plasma Torch
- 4m 300A Earth Clamp & Lead
- Operating Manual
- Earth Lug (For Earth Continuity System)
- Professional Leather Welding Gloves
- SC80 Plasma Torch Consumable Starter Kit

## Specific Features



Right View



Front View



Left View



SC80 Plasma Torch Consumable Kit



Professional Leather Welding Gloves

Product Brochure For K8445

**Recommended Accessories**

K84520

Trade Series Welding Helmet - 4 Arc Sensors



K84521

Professional Series Welding Helmet - 5 Arc Sensors



K84525

Auto Darken Welding Helmet - 4 Arc Sensors



K84526

Auto Darkening Welding Helmet - 4 Arc Sensors



K84527

Welding Helmet with PAPR Respirator



K84528

Welding Helmet with PAPR Respirator - Flip-up Lens



C559

SC80 Plasma Torch Consumable Pack




C620

Electrodes



Product Brochure For K8445


C624  
 0.9mm Cutting Tips



C625  
 1.0mm Cutting Tips




C6251  
 1.3mm Cutting Tips



C622  
 Swirl Ring



C626  
 Retaining Cup



W1000A  
 Promax HV5 Welding Jacket



W1001A  
 Promax Blue FR Welding Jacket




W1002A  
 Professional Promax BL7  
 Welding Jacket



W100  
 ROGUE™ Heavy Duty Welding  
 Gloves - 400mm



L3456  
 How to Weld Book



W225  
 Welding Curtain

