

Product Brochure For K160

Lathe & Mill Drill Combination Package Deal - AL-60M (SIEG M6 = C6+M6MA)

250 x 500mm

Includes Fixed & Travelling Steadies



ORDER CODE:	K160
MODEL:	AL-60M
KIT Includes:	M6 = C6 + M6MA Package
Lathe Specifications:	LATHE SPECIFICATIONS
Tool Height To Suit (mm):	12
Distance Between Centres (mm):	550
Swing Over Bed (mm):	250
Swing Over Cross Slide (mm):	150
Centre Height (mm):	125
Spindle Bore (mm):	20
Spindle Nose Type:	American Taper
Bed Width (mm):	135
Headstock Taper (MT):	3
Tailstock Taper (MT):	2
Cross Slide Travel (mm):	105
Compound Slide Travel (mm):	75
Leadscrew:	Metric
Longitudinal Feed (Z-Axis) (mm/rev):	0.1 - 0.2
Cross Feed (X-Axis):	~
Metric Thread Range (mm):	0.4 - 3.0
Imperial Thread Range (TPI):	10 - 44
Three Jaw Chuck Size (mm):	125
Four Jaw Chuck Size:	Optional
Spindle Speeds (No. / rpm):	6 (125 - 2000)
Motor Power - Lathe (kW / hp):	0.55 / 0.75
Voltage / Amperage - Lathe (V / amp):	240 / 10
Mill Specifications:	MILL SPECIFICATIONS
Spindle Taper (MT):	3
Column Type:	Dovetail
Swivel Head (Left ~ Right) (± Deg):	-25 to 45
Vertical Travel (Z-Axis) (mm):	190
Drilling Capacity (mm):	13
End Milling Capacity (mm):	13
Face Milling Capacity (mm):	25
Spindle Speeds Vertical (No. / rpm):	Variable (100-2500)
Motor Power - Mill (kW / hp):	0.35 / 0.5
Voltage / Amperage - Mill (V / amp):	240 / 10
Nett Weight (kg):	205

Description

AL-60M Lathe Mill-Drill 250 x 500mm Combination Bench Lathe


A compact Lathe / Mill-Drill combination machine of very modern design with many convenient facilities, ideal for the enthusiastic model engineer or with limited space in the work shop. A very rigid cast iron bed with ground slide-ways gives a high level of precision.

Featuring as standard a longitudinal power feed, quick lock tailstock, both metric and imperial thread cutting capability and also including a milling head to turn this machine into a very capable small all round machine. This machine is suitable for bench mounting, but recommended the addition of the optional stand with swarf tray. We are sure this machine will please the model engineer.

Features

- LATHE:
- Ideal for small workshops
- Precision ground 'V' Bed
- Heavy duty A-section belt drive
- 550W induction lathe motor with reversing switch
- Powered long feed and thread cutting capabilities
- Rear splash tray is standard

Product Brochure For K160



Compound Slide




Compound Slide Handle



Tailstock




Crossslide Handle



Toolpost




Leadscrew Hand Wheel



Leadscrew Covers



Head Right View



17 Quill Handle



Head Support Lock



Fine Adjustment Dial

MILLING & DRILLING	
Drilling capacity	13 mm
End milling capacity	16 mm
Face milling capacity	30 mm
Spindle taper	MT#3
Spindle rotary angle	-25° ~ +45°
output power	350W
Spindle speed	LOW :
	0-1100 rpm
Voltage	HIGH:
	0-2500 rpm
Frequency	220-240V AC
	50/60 Hz

Capacities



Variable Speed Control



Chuck Guard



Stop Switch



Height Indicator

Product Brochure For K160




Head Left View



Low High Speed Lever



Swivel Head



Milling Table



Shown with Milling Table

Recommended Accessories

L0099

Lathe Turning Tool Kit - 7 piece
 Insert Type



L450

Lathe Turning Tool Kit - 3 piece
 Insert Type



L456

Lathe Threading Tool Kit - Insert
 Type



L464

Professional Lathe Parting Tool
 Kit - Insert Type



Product Brochure For K160

L280
 Quick Change Toolpost



L280A
 Quick Change Toolpost Holder - Std



C050
 2MT Live Centre



C289
 Heavy Duty Drill Chuck - Keyed Type



D442
 2MT x JT6 Drill Chuck Arbor



L079
 Knurling Tool Holder



D1272
 Metric 135° Precision HSS Drill Set - 25 Piece




D1282
 Imperial 135° Precision HSS Drill Set - 29 Piece




P235
 Coolant Pump & Tank



L341
 Fitting and Machining Technical Book



L3455
 Professional Sheet Metal Fabrication Book



L300
 Magnetic Swarf Remover



Product Brochure For K160


M9991
 Magnetic Floor Sweeper



M800
 Rubber Mat - Anti-Fatigue



M805
 Rubber Mat - Anti-Fatigue



S090A
 Soluble Metal Cutting Fluid - 1 Litre



S090
 Soluble Metal Cutting Fluid - 5 Litre



S076
 Cutting Tool Lubricant Fluid - 500ml



S077
 Drilling, Tapping & Cutting Tool Lubricant Spray - 400g



S075
 Cutting Tool Lubricant Paste - 200g



S074
 Cutting Tool Lubricant Paste - 500g



O000
 SpillFix Universal Organic Absorbent



O043
 Rust & Corrosion Preventive



O042
 General Purpose Lubricant & Corrosion Inhibitor



Product Brochure For K160

O040

Rust & Corrosion Preventive

O044

Rust & Corrosion Preventive

