

Product Brochure For K070A

## Cold Saw, Includes Roller Conveyor & Stand Package Deal - CS-350V

160 x 90mm Rectangle Capacity  
 Ø350mm Blade, Variable Blade Speed 24-120rpm



### Package Deal

Ex GST	Inc GST
<b>\$6,790.00</b>	<b>\$7,469.00</b>

### Package Contents - SAVE \$110.00 (Inc)

1 x S830 - Cold Saw, Includes Stand CS-350V	<b>\$6,435.00</b>
2 x L812 - Roller Conveyor RC-290	<b>\$319.00</b>
4 x L814 - Roller Conveyor Stand RS-290H	<b>\$110.00</b>
1 x S090 - Soluble Metal Cutting Fluid - 5 Litre XDP-1800	<b>\$66.00</b>
<b>Normal Price (Inc):</b>	<b>\$7,579.00</b>

ORDER CODE:	K070A
MODEL:	CS-350V Package
Cutting Head Action:	Manual
Operation Type:	Swivel - Dual Mitre
Round Capacity @ 90° / 45° (mm):	120 / 100
Square Capacity @ 90° / 45° (mm):	105 / 85
Rectangle Capacity @ 90° / 45° (WxH) (mm):	160 x 90 / 85 x 70
Blade Size - Diametre. x Bore (Ø) (mm):	350 x 32
Vice Clamping Fixture:	Manual
Coolant System:	Yes
Table Working Height (with Stand) (mm):	1000
Blade Speed (rpm):	Variable 24-120
Motor Power (kW / hp):	2.2 / 3
Voltage / Amperage (V / amp):	415
Nett Weight (kg):	370

### Description

The latest 415 volt Hafco MetalMaster manual cold saw consists of a 350mm circular saw blade that can run at 24 to 120rpm via a electronic variable blade speed control and also incorporates a coolant system with an adjustable flow control valve. These cold saws are designed to cut at 90°, or mitre up to 45° in either left or right side of the material simply by releasing the lever located at front of machine and swivelling the head to the desired angle. Each machine comes standard with a very heavy and strong cast iron frame base with a cast dual pivot saw head supported by an industrial swivel base system, which makes this MetalMaster cold saw one of the most rugged machines on the market.

The MetalMaster manual cold saw head is well balanced and uses a long actuating handle giving the operator greater leverage and control to guide the saw blade through the work piece of tubing or pipe etc, with ease and utilises a quality head retraction system for returning the cold saw head to the start position. The vice clamps the work piece on both sides of a cut, which extends blade life because the cut off does not drop into the blade.

### Features

- Electronic variable speed 24-120rpm
- 2.2kW / 3hp 415V heavy duty motor
- Rugged cast iron construction offers years of accurate cutting
- Lock at any angle between -45° or +45° mitre in both directions via locking lever
- Degree markings engraved onto swivelling base for quick and accurate mitre cutting
- Dual material clamp system providing burr free cuts on both pieces of material
- Quick action vice clamp lever designed to increase production
- Built in blade coolant pump system with flow control valve
- Oil sight glass located on right side of the gearbox so operator can maintain correct lubrication levels according to specifications provided
- Dead man trigger switch located on cutting handle provides operator safety on/off power control
- Automatic retract safety blade guard covers blade when returned to home position
- Spring assisted head return provides a even balance during cutting operation and reduces operator fatigue
- HSS cutting blade is included for general types of material and thickness

### Includes

- CS-350V Cold Saw - 415V
- Machine Stand
- Coolant System
- Machine Length Stop
- Dia. 350mm Blade

Product Brochure For K070A

- 2 x Roller Conveyors, 290 x 3000mm - (L812)
- 4 x Conveyor Stands, 290mm - (L814)
- Synthetic Metal Cutting Fluid

Specific Features



Front View



Left View



Digital Readout Control Panel



Close Up




Quick Lock Vice




Quick Action Vice



Sliding Vice



Adjustable Vice Jaw



Material Roller Support



Head Lock



Length Stop



Deadman Trigger



Coolant Valve



Coolant System



Dual Mitre Head



90 Degree Cutting

Product Brochure For K070A



Cutting Head Down




Rear View

**Recommended Accessories**

S092

BROBOLUBE Industrial Gearbox Oil



S161

HSS Cold Saw Blade



S161A

HSS Cold Saw Blade



S161B

HSS Cold Saw Blade



S161C

HSS Cold Saw Blade



S161CC

HSS + COBALT Cold Saw Blade



S161D

HSS Cold Saw Blade



S161E

HSS Cold Saw Blade



Product Brochure For K070A

**S161EC**  
 HSS + COBALT Cold Saw  
 Blade

**S161F**  
 HSS Cold Saw Blade

**S161FC**  
 HSS + COBALT Cold Saw  
 Blade

**S161H**  
 HSS + COBALT Cold Saw  
 Blade



**S090A**  
 Soluble Metal Cutting Fluid - 1  
 Litre

**S090**  
 Soluble Metal Cutting Fluid - 5  
 Litre

**S076**  
 Cutting Tool Lubricant Fluid -  
 500ml

**S077**  
 Drilling, Tapping & Cutting Tool  
 Lubricant Spray - 400g



**S075**  
 Cutting Tool Lubricant Paste -  
 200g

**S074**  
 Cutting Tool Lubricant Paste -  
 500g

**S091**  
 Soluble Metal Cutting Fluid - 20  
 Litre

**L300**  
 Magnetic Swarf Remover



Product Brochure For K070A

M9991  
 Magnetic Floor Sweeper



L812  
 Roller Conveyor



L814  
 Roller Conveyor Stand



W343  
 Roller Stand



W343A  
 Roller Stand



W3434  
 Roller Stand




W3436  
 Roller Stand - V-Type



M800  
 Rubber Mat - Anti-Fatigue



M805  
 Rubber Mat - Anti-Fatigue



O000  
 SpillFix Universal Organic Absorbent



O043  
 Rust & Corrosion Preventive



O042  
 General Purpose Lubricant & Corrosion Inhibitor



Product Brochure For K070A

---

O040

Rust & Corrosion Preventive

O044

Rust & Corrosion Preventive

