

Product Brochure For K070

## Cold Saw, Includes Roller Conveyor & Stand Package Deal - CS-350V

160 x 90mm Rectangle Capacity  
 Ø350mm Blade, Variable Blade Speed 24-120rpm



**Package Deal**

Ex GST                      Inc GST  
**\$6,790.00              \$7,469.00**

**Package Contents - SAVE \$110.00 (Inc)**

1 x S829 - Cold Saw, Includes Stand CS-350V	<b>\$6,435.00</b>
2 x L812 - Roller Conveyor RC-290	<b>\$319.00</b>
4 x L814 - Roller Conveyor Stand RS-290H	<b>\$110.00</b>
1 x S090 - Soluble Metal Cutting Fluid - 5 Litre XDP-1800	<b>\$66.00</b>
<b>Normal Price (Inc):</b>	<b>\$7,579.00</b>

ORDER CODE:	K070
MODEL:	CS-350V Package
Cutting Head Action:	Manual
Operation Type:	Swivel - Dual Mitre
Round Capacity @ 90° / 45° (mm):	120 / 100
Square Capacity @ 90° / 45° (mm):	105 / 85
Rectangle Capacity @ 90° / 45° (WxH) (mm):	160 x 90 / 85 x 70
Blade Size - Diametre. x Bore (Ø) (mm):	350 x 32
Vice Clamping Fixture:	Manual
Coolant System:	Yes
Table Working Height (with Stand) (mm):	1000
Blade Speed (rpm):	Variable 24-120
Motor Power (kW / hp):	2.2 / 3
Voltage / Amperage (V / amp):	240 / 20
Nett Weight (kg):	370

### Description

The latest 240 volt Hafco MetalMaster manual cold saw consists of a 350mm circular saw blade that can run at 24 to 120rpm via a electronic variable blade speed control and also incorporates a coolant system with an adjustable flow control valve. These cold saws are designed to cut at 90°, or mitre up to 45° in either left or right side of the material simply by releasing the lever located at front of machine and swivelling the head to the desired angle. Each machine comes standard with a very heavy and strong cast iron frame base with a cast dual pivot saw head supported by an industrial swivel base system, which makes this MetalMaster cold saw one of the most rugged machines on the market.

The MetalMaster manual cold saw head is well balanced and uses a long actuating handle giving the operator greater leverage and control to guide the saw blade through the work piece of tubing or pipe etc, with ease and utilises a quality head retraction system for returning the cold saw head to the start position. The vice clamps the work piece on both sides of a cut, which extends blade life because the cut off does not drop into the blade.

### Features

- Electronic variable speed 24-120rpm
- 2.2kW / 3hp 240V heavy duty motor
- Rugged cast iron construction offers years of accurate cutting
- Lock at any angle between -45° or +45° mitre in both directions via locking lever
- Degree markings engraved onto swivelling base for quick and accurate mitre cutting
- Dual material clamp system providing burr free cuts on both pieces of material
- Quick action vice clamp lever designed to increase production
- Built in blade coolant pump system with flow control valve
- Oil sight glass located on right side of the gearbox so operator can maintain correct lubrication levels according to specifications provided
- Dead man trigger switch located on cutting handle provides operator safety on/off power control
- Automatic retract safety blade guard covers blade when returned to home position
- Spring assisted head return provides a even balance during cutting operation and reduces operator fatigue
- HSS cutting blade is included for general types of material and thickness

- Please Note:
- This machine is not supplied with a 240 volt plug

### Includes

- CS-350V Cold Saw - 240V
- Machine Stand

## Product Brochure For K070

- Coolant System
- Machine Length Stop
- Dia. 350mm Blade
- 2 x Roller Conveyors, 290 x 3000mm - (L812)
- 4 x Conveyor Stands, 290mm - (L814)
- Synthetic Metal Cutting Fluid

### Specific Features



Front View



Left View



Digital Readout Control Panel




Close Up




Quick Lock Vice




Quick Action Vice



Sliding Vice



Adjustable Vice Jaw



Material Roller Support



Head Lock



Length Stop



Deadman Trigger

Product Brochure For K070



Coolant Valve



Coolant System



Dual Mitre Head



90 Degree Cutting




Cutting Head Down



Rear View

**Recommended Accessories**

S092  
 BROBOLUBE Industrial  
 Gearbox Oil



S161  
 HSS Cold Saw Blade



S161A  
 HSS Cold Saw Blade



S161B  
 HSS Cold Saw Blade



Product Brochure For K070

**S161C**  
 HSS Cold Saw Blade



**S161CC**  
 HSS + COBALT Cold Saw Blade



**S161D**  
 HSS Cold Saw Blade



**S161E**  
 HSS Cold Saw Blade



**S161EC**  
 HSS + COBALT Cold Saw Blade



**S161F**  
 HSS Cold Saw Blade



**S161FC**  
 HSS + COBALT Cold Saw Blade



**S161H**  
 HSS + COBALT Cold Saw Blade



**S090A**  
 Soluble Metal Cutting Fluid - 1 Litre



**S090**  
 Soluble Metal Cutting Fluid - 5 Litre



**S076**  
 Cutting Tool Lubricant Fluid - 500ml



**S077**  
 Drilling, Tapping & Cutting Tool Lubricant Spray - 400g



Product Brochure For K070

**S075**  
 Cutting Tool Lubricant Paste -  
 200g



**S074**  
 Cutting Tool Lubricant Paste -  
 500g



**S091**  
 Soluble Metal Cutting Fluid - 20  
 Litre



**L300**  
 Magnetic Swarf Remover



**M9991**  
 Magnetic Floor Sweeper



**L812**  
 Roller Conveyor



**L814**  
 Roller Conveyor Stand



**W343**  
 Roller Stand



**W343A**  
 Roller Stand



**W3434**  
 Roller Stand



**W3436**  
 Roller Stand - V-Type




**M800**  
 Rubber Mat - Anti-Fatigue



Product Brochure For K070

**M805**  
 Rubber Mat - Anti-Fatigue



**O000**  
 SpillFix Universal Organic Absorbent



**O043**  
 Rust & Corrosion Preventive



**O042**  
 General Purpose Lubricant & Corrosion Inhibitor



**O040**  
 Rust & Corrosion Preventive



**O044**  
 Rust & Corrosion Preventive

