

## T60635 - BuildPro D-Stop Bars

157 x 32 x 12.7mm  
 117mm Stroke Length



**BuildPro™**

ORDER CODE:	W08082
MODEL:	T60635
Type:	BuildPro & D-Stop Bar
Table Height with Stand (mm):	~
Suits Table Size:	~
Material Finish:	~
Clamping Capacity:	~
Locking Handle - Pivot Movement:	~
Clamp Bar - Pivot Movement:	~
Plunger Travel (mm):	~
Throat Depth (mm):	~
Opening (mm):	~
Size:	157 x 32 x 12.7mm
Size:	~
Quantity Per Pack (No.):	~
Thread:	~
Number of Holes (No.):	~
Slot Length (mm):	~
Magnet Clamp Angle (deg):	~
Pull Force (kg):	~
Clamping Force (kg):	~
Suits:	~
Over all Length:	~
Nett Weight (kg):	0.10

### Description

Unique and versatile D-Stop Bars, with spring loaded plungers, are an efficient way to locate and position stock against a stop.

\*12.7 mm and 25 mm thicknesses configurations for use as spacers.

The D-Stop Bars are "distortion tolerant", for welded structures allowing easy part removal. They consist of a rounded end into position with Ball Lock Bolts, or Socket Head Shoulder Screws. Use the round end to locate any round or irregular shaped parts. Full length slots give you numerous mounting positions.

- Use the side of the D-Stop Bar as a stop. Mount Clamps, such as Toggle Clamps, on D-Stop Bars to clamp at varying heights.
- Use the D-Stop Bar as spacers to elevate the workpieces. D-Stop Bars can be clamped to the BuildPro; Tabletop using Ball Lock Bolts.
- The spring loaded pin provides variable pressure for the quick locating, placement, and removal of stock.
- Use the round end of the D-Stop Bar to hold against curved or odd shaped stock.

The Anodized Aluminum D-Stop Bars are lightweight and easy to use maneuver. Mount D-Stop Bars using M10 hex head screw. Must be used with Threaded Adaptors, (sold separately) Part Nos. TXT6204 or TXT6304.


The very practical, modular design of the BuildPro; Table makes it easy to set-up and tear down for job at hand, big or small. Save time and money by holding, positioning and locating quickly and easily with a wide variety of BuildPro; clamps and accessories.

All BuildPro; Tables have 16mm thick steel plate with 16mm holes in a 50mm grid pattern. All tables, except BuildPro; MAX, have 40mm slots between plates.

### Features

- 157 x 32 x 12.7mm
- 117mm slot Length
- 2 x M5 Threaded Holes
- 22mm Threaded Hole Distance
- 2 x Threaded holes are for mounting toggle clamps & accessories


### Specific Features




Use the Round End of the D Stop Bar to Hold Against Curved or Odd Shaped Stock




The Spring Loaded Pin Provides Variable Pressure for the Quick Locating Placement and Removal of Stock



Use the Side of the D Stop Bar as a Stop



Use as a Spacer to Elevate the Workpiece



Toggle Clamps Can Be Mounted on Top of the D Stop Bars

### Recommended Accessories

**W07871**  
 BuildPro Threaded Adaptor



**W07877**  
 BuildPro Threaded Adaptor



**C1001**  
 Vertical Toggle Clamp



**C100**  
 Vertical Toggle Clamp



Product Brochure For W08082

**C0999**  
 Vertical Toggle Clamp



**C0998**  
 Vertical Toggle Clamp



**C1003**  
 Horizontal Toggle Clamp



**C1005**  
 Horizontal Toggle Clamp



**C1006**  
 Horizontal Toggle Clamp



**C1008**  
 Straight Line Toggle Clamp



**C1011**  
 Straight Line with Threaded Collar Toggle Clamp



**C1009**  
 Straight Line Toggle Clamp



**C1010**  
 Straight Line Toggle Clamp

