

Product Brochure For L107

## L-69A - Belt & Disc Linisher Sander

150 x 1220mm (W x L) Belt  
 Ø230mm Disc



**Ex GST**  
**\$380.00**

**Inc GST**  
**\$418.00**

ORDER CODE:	L107
MODEL:	L-69A
Belt Size (mm):	150 x 1220
Disc Diameter (mm):	Ø230
Table Size (mm):	160 x 440
Disc Table Size (mm):	155 x 310
Motor Power (kW / hp):	0.75 / 1
Voltage / Amperage (V / amp):	240 / 10
Motor Speed (rpm):	1400
Floor Space (W x D x H) (mm):	750 x 550 x 1030
Shipping Dimensions (L x W x H) (mm):	700 x 400 x 430
Nett Weight (kg):	52



### Features

- 150 x 1220mm sanding belt
- Ø230mm disc with guarding
- 0.75kW / 1hp 240V motor
- Safety magnetic type switch
- Tilting table for use with disc or with belt in the vertical position
- Robust cast iron construction with steel floor stand
- Ø55mm dust collector port
- Quick action belt release

### Includes

- Tilting table and mitre guide
- Sanding belt & disc
- Stand

Product Brochure For L107


**Specific Features**



Vertical Linishing Position



Side View



Tilting Side Table & Disc Dust Chute





Table & Mitre Guide



Linishing Belt Dust Chute



Magnetic Safety Switch

**Recommended Accessories**

A8058

Aluminium Oxide Linishing Belt Pack

A8059

Aluminium Oxide Linishing Belt Pack

A8060

Aluminium Oxide Linishing Belt Pack

A8061

Aluminium Oxide Linishing Belt Pack



Product Brochure For L107

**A8062**  
 Aluminium Oxide Linishing Belt Pack



**A0900**  
 Hook & Loop Backing Disc



**A5352**  
 Aluminium Oxide Sanding Disc Pack - Hook & Loop Back



**A5353**  
 Aluminium Oxide Sanding Disc Pack - Hook & Loop Back



**A5354**  
 Aluminium Oxide Sanding Disc Pack - Hook & Loop Back



**A5355**  
 Aluminium Oxide Sanding Disc Pack - Hook & Loop Back



**G183**  
 Belt Cleaning Stick



**W332**  
 Dust Collector



**W886**  
 Dust Collector



**W344**  
 Dust Accessory Kit - Timber Only



**W334**  
 Dust Hose Reducer



**W333**  
 Dust Hose Reducer



Product Brochure For L107

**W335**  
 Dust Hose Shut Off Valve



**W336**  
 Dust Hose Elbow



**W337**  
 Dust Hose Y Adaptor



**W338**  
 Dust Hose Universal Dust Hood



**W339**  
 Dust Hose Floor Sweeper Attachment



**W3985**  
 Dust Hose - Timber Only




**W3405**  
 Dust Hose Clamp



**W334A**  
 Dust Hose Stepped Reducer



**W340**  
 Dust Hose Clamp



**W398**  
 Dust Hose - Timber Only



**W930**  
 Mobile Base



**W931**  
 Mobile Base - Heavy Duty

