

Product Brochure For B136

## BMSY-320DG - Semi - Automatic Swivel Head-Dual Mitre Metal Cutting Band Saw

Inverter Variable Cutting Speeds, Dual Mitre Cuts Up To 60°, Hydraulic Vice Clamping & Includes Hydro Mechanical Blade Tension 450 x 320mm (W x H) Rectangle Capacity

**Back In Stock Soon**

**Ex GST**                      **Inc GST**  
**\$14,950.00**    **\$16,445.00**



ORDER CODE:	B136
MODEL:	BMSY-320DG
Operation Type:	Swivel Head - Dual Mitre & Semi - Automatic
Round @ 90° (mm):	320
Round @ 45° (mm):	320
Round @ 60° (mm):	240
Square @ 90° (mm):	320
Square @ 45° (mm):	320
Square @ 60° (mm):	220
Rectangle (W x H) @ 90° (mm):	450 x 320
Rectangle (W x H) @ 45° (mm):	330 x 320
Rectangle (W x H) @ 60° (mm):	230 x 220
Coolant System:	Yes
Table Working Height (mm):	860
Cutting Head Beam Type:	Semi-Automatic
Cutting Head Beam Return:	Auto-Hydraulic Return
Cutting Head Down Feed Control:	Adjustable Hydraulic
Vice Clamping Fixture:	Automatic-Hydraulic
Bundle Cutting Fixture:	~
Blade Steps / Speeds (m/min):	Variable 20-100
Blade Size (L x W x T) (mm):	4160 x 34 x 1.1
Motor Power (kW / hp):	2.2 / 3
Voltage / Amperage (V / amp):	415
Nett Weight (kg):	1040



### Description

The European made BMSY-320DG dual mitre up to -60°, semi-automatic band saw can cut a large 450 x 320mm rectangle. This saw can also cut up to 320mm round material at 90° and with a quick release mechanism that allows the operator to change the mitre angle in seconds. The inverter controlled infinitely variable speed is easily adjusted to suit desired blade speed via the control dial mounted conveniently on the control panel. The vice uses a full stroke hydraulic clamping system and after the cut is complete the blade stops and the head lifts to the start position ready for the next piece to be cut.

The blades are guided via roller bearings & tungsten carbide inserts offering superior rigidity, cutting accuracy and longer blade life. The feed is hydraulic controlled and fine-tuned from the control panel for the perfect feed rate required to suit your application. This band saw has a powerful coolant system and a blade tensioning device that shuts down the machine if the blade breaks. Another great feature this machine includes is that the cutting beam rapids down and starts the pre-set feed rate when it reaches close to the material savings time and increasing production cutting.

The BMSY-320DG metal cutting saw series uses a wide 34mm saw blade by 1.1mm band thickness, making this machine a very precise mitre saw. This band saw is built to offer great reliability and cutting accuracy for many years and we believe this represents valuable quality an exceptional investment value.

### Features

- Large 320mm round & 450 x 320mm (W x H) rectangular capacity
- Swivel head dual mitre between +45° and -60° for easy angle cutting without moving material
- Digital readout display mounted on pendant to measure angles for accurate mitre cutting
- Inverter controlled infinitely variable blade speed 20-100mpm
- Material height sensor for beam to rapid down and start cut feed rate when reached material
- Semi-automatic operation, saw head returns to open height position after finishing the cutting process
- Full stroke hydraulic clamping vice provides quicker set-up of jobs
- Hydraulic vice is adjustable to slide left & right side of the blade to suit multiple applications
- Hydraulic operated system raising and lowering the cutting beam
- Adjustable hydraulic feed cutting rate for multiple applications
- Hydraulic blade tension device with gauge
- Blade breakage sensor fitted that automatically shuts machine off
- Built-in coolant system for maximum cutting efficiency
- Limit switch stops machine and raises cutting beam when cut is complete
- Swivelling pendant control panel mounted on base for quick operation
- Heavy duty steel fabricated frame, swivel centre & base

## Product Brochure For B136

- Heavy duty cast-iron blade wheels
- Rigid cast-iron guide arms
- Roller bearing with carbide blade guide system provide additional blade support for accurate cutting
- Wire wheel brush to clean swarf from blade
- Quality Hydro-pack hydraulic system
- Industrial duty gearbox driven by a 2.25kW / 3hp 415V motor
- All electrical components are of European quality supplied by Schneider Electric, Omron & Relpol

### Specific Features



Control Panel



Full Stroke Hydraulic Vice




Manual Hydraulic Blade Tension



Schneider Inverter Control



Material Height Feed Activation Sensor




Motor Gearbox Drive



Removable Coolant Tray



Blade Guard Safety Switches



Blade Cleaning Brush



Rear View

Product Brochure For B136

sales@machineryhouse.com.au  
 www.machineryhouse.com.au

**Recommended Accessories**

**B650**

Metal Band Saw Blade - 3-4TPI Bi-Metal, Blade - 4160 x 34 x 1.1mm



**B652**

Metal Band Saw Blade - 6-10TPI Bi-Metal, Blade - 4160 x 34 x 1.1mm



**B654**

Metal Band Saw Blade - 10-14TPI Bi-Metal, Blade - 4160 x 34 x 1.1mm




**S090A**

Soluble Metal Cutting Fluid - 1 Litre



**S090**

Soluble Metal Cutting Fluid - 5 Litre



**S091**

Soluble Metal Cutting Fluid - 20 Litre



**L300**

Magnetic Swarf Remover



**M9991**

Magnetic Floor Sweeper





Product Brochure For B136

L818  
 Roller Conveyor



L822  
 Roller Conveyor Stand



L800  
 Length Stop To Suit Roller Conveyor



W3434  
 Roller Stand




W3436  
 Roller Stand - V-Type



M800  
 Rubber Mat - Anti-Fatigue



M805  
 Rubber Mat - Anti-Fatigue



O000  
 SpillFix Universal Organic Absorbent



O000A  
 Natural Zeolite Absorbent

