

Product Brochure For V360

Compact Power Machine Vice - VCV-160V-L

160 x 400mm



| | |
|-------------------|------------|
| ORDER CODE: | V360 |
| MODEL: | VCV-160V-L |
| A (mm): | 688 |
| B (mm): | 590 |
| C (mm): | 98 |
| D (mm): | 161 |
| E (mm): | 124 |
| F (mm): | 160 |
| G (mm): | 86 |
| I (mm): | 86 |
| J (mm): | 400 |
| K (mm): | 55 |
| N (mm): | 18 |
| M (mm): | ~ |
| P (mm): | 19 |
| X (mm): | 208 |
| Y (mm): | 105 |
| Nett Weight (kg): | 66 |



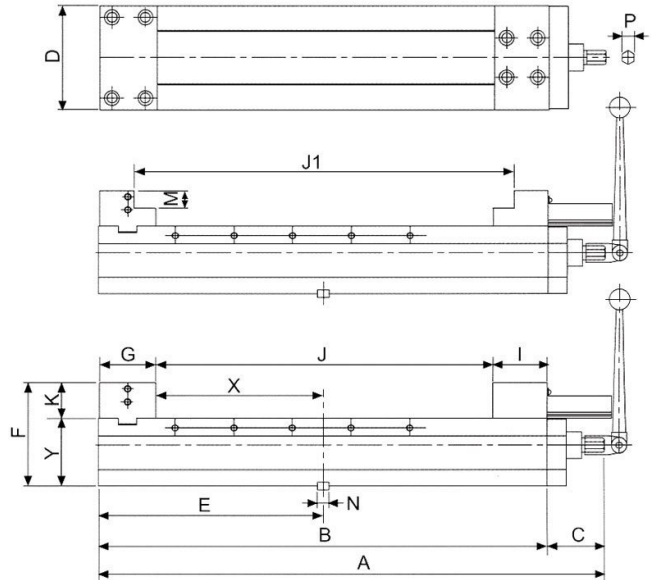
Description

Long Series precision machine vice with modular jaws. Replaceable jaws allow for special purpose holding of components.

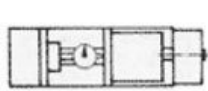
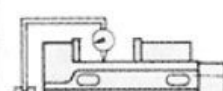
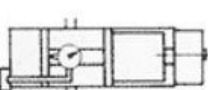
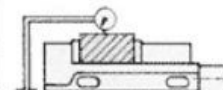
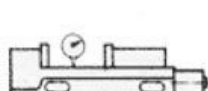
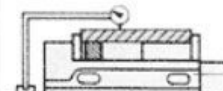


Other sizes available...

Features

- Maximum opening capacity while compact in overall length
- Toleranced all over for use with other vices as matched pairs
- Rigid material- Ductile Iron FCD60 JIS. Equal to GGG60. 80,000 psi tensile strength
- Vice bed flame hardened to HRC 45
- Chip cover to protect leadscrew
- Jaws hardened to HRC 55



Product Brochure For V360

| NO | TEST REPORT | JIS grade 1. | GUARANTEED |  |  |
|----|--|----------------|----------------|--|---|
| 1 | Both jaw plate parallel | 0.020 100mm | 0.020 100mm |  |  |
| 2 | Keyways on bottom of vise bed square to clamping surface of jaw plate. | 0.020 100mm | 0.015 100mm |  |  |
| 3 | Vise side-lock on bottom to slide way square. | 0.020 100mm | 0.010 100mm | | |
| 4 | Surface of vise bed parallel to bottom of vise body. | 0.020 100mm | 0.010 100mm | | |
| 5 | Top of rectangular test block clamped tightly by jaw parallel to bottom of vise body | 0.030 100mm | 0.020 100mm | | |
| 6 | Max. opening test block parallel to bottom of vise body. | 0.050 100mm | 0.030 100mm |  S = X |  S = X |

Recommended Accessories

V3561

Safeway Stepped Fixed
 Hardened Jaw - 160mm

V3562

Safeway Stepped Moveable
 Hardened Jaw - 160mm

