

## Product Brochure For S127

### Brobo Cold Saw, Includes Stand - S350D

135 x 90mm Rectangle Capacity

Ø350mm Blade, Dual Speed 21 / 42rpm



ORDER CODE:	S127
MODEL:	S350D
Cutting Head Action:	Manual
Operation Type:	Swivel - Dual Mitre
Round Capacity @ 90° / 45° (mm):	115 / 110
Square Capacity @ 90° / 45° (mm):	100 / 90
Rectangle Capacity @ 90° / 45° (WxH) (mm):	135 x 90 / 95 x 90
Blade Size - Diametre. x Bore (Ø) (mm):	350 x 40
Vice Clamping Fixture:	Manual
Coolant System:	Yes
Table Working Height (with Stand) (mm):	968
Blade Speed (rpm):	21 / 42
Motor Power (kW / hp):	1.5 / 2
Voltage / Amperage (V / amp):	415
Nett Weight (kg):	220



#### Description

Brobo - Cold Saw: Engineered for heavy duty applications, Brobo Walldown S315D, S350D & S400B ferrous metal cutting saws are specifically developed for precision cutting of steel profiles, solids and tubes. Its superior performance and reliability ensures for a burr-free, milled finish on every cut.

#### MODELS AVAILABLE

- S315D, S350D & S400B ferrous metal cutting saws are specifically developed for precision cutting of steel profiles, solids and tubes
- NF350 - High speed machine for Aluminium and non-ferrous cutting
- SCV - Manual clamping saw (Self Centring Vice) is purposely built for accurate cutting of ferrous materials
- VS - Manual clamping saw (240 Volt Dial Variable Speed System Electronically Controlled) is purposely built for accurate cutting of ferrous materials

#### Features

- QUALITY AUSTRALIAN MADE MACHINES
- Industrial cold cutting saw that is capable of a burr-free milled finish
- Mitre locking device stops at 45° left, straight 90°, and 45° right, extremely accurate mitre cutting
- Fully integrated coolant system provided on all machines
- Heavy gearbox drive designed and built to last
- Spindle and drive unit immersed in oil solution and enclosed within gearbox housing for smooth performance and reduced machine wear
- Every unit is provided with a high speed steel blade for general purpose cutting of ferrous solid and tube profiles
- Saws supplied with facilities for bench mounting onto work bench, or complete with an integrated stand
- Includes a blade and stand
- 2 year warranty

#### Includes


- Coolant pump system
- Blade
- Stand

Product Brochure For S127

**Recommended Accessories**

S092

BROBOLUBE Industrial Gearbox Oil



S136A

HSS Cold Saw Blade



S136B

HSS Cold Saw Blade



S136C

HSS Cold Saw Blade



S136D

HSS Cold Saw Blade



S136E

HSS Cold Saw Blade



S136F

HSS Cold Saw Blade



S137

HSS + COBALT Cold Saw Blade



Product Brochure For S127

**S137A**  
 HSS + COBALT Cold Saw  
 Blade



**S137B**  
 HSS + COBALT Cold Saw  
 Blade



**S137C**  
 HSS + COBALT Cold Saw  
 Blade



**S137D**  
 HSS + COBALT Cold Saw  
 Blade



**S137E**  
 HSS + COBALT Cold Saw  
 Blade



**S090A**  
 Soluble Metal Cutting Fluid - 1  
 Litre



**S090**  
 Soluble Metal Cutting Fluid - 5  
 Litre



**S091**  
 Soluble Metal Cutting Fluid - 20  
 Litre



**L300**  
 Magnetic Swarf Remover



**M9991**  
 Magnetic Floor Sweeper



**L812**  
 Roller Conveyor



**L814**  
 Roller Conveyor Stand



Product Brochure For S127

W343  
 Roller Stand



W343A  
 Roller Stand



W3434  
 Roller Stand




W3436  
 Roller Stand - V-Type



S093  
 Screw Retaining



S100  
 Vice



S094  
 Leadscrew Handle / Nut  
 Assembly



S096  
 Vice Nut - Brass Type



S095  
 Dowel Pin



S097  
 Love Joy Coupling



S097A  
 Insert Love Joy



S098A  
 Coolant Pump



Product Brochure For S127

**S098B**  
 Coolant Pump & Conversion Kit




**S099A**  
 Return Spring Conversion Kit



**S099B**  
 Return Spring




**S098**  
 ON/OFF SWITCH 240V



**M800**  
 Rubber Mat - Anti-Fatigue



**M805**  
 Rubber Mat - Anti-Fatigue



**O000**  
 SpillFix Universal Organic Absorbent



**O043**  
 Rust & Corrosion Preventive



**O042**  
 General Purpose Lubricant & Corrosion Inhibitor



**O040**  
 Rust & Corrosion Preventive



**O044**  
 Rust & Corrosion Preventive



**S088**  
 HI / LO SWITCH - 2 SPEED  
 415V

