

Product Brochure For S126A

Brobo Cold Saw, Includes Stand - S350D

135 x 90mm Rectangle Capacity

Ø350mm Blade, Single Speed 42rpm



ORDER CODE:	S126A
MODEL:	S350D
Cutting Head Action:	Manual
Operation Type:	Swivel - Dual Mitre
Round Capacity @ 90° / 45° (mm):	115 / 110
Square Capacity @ 90° / 45° (mm):	100 / 90
Rectangle Capacity @ 90° / 45° (WxH) (mm):	135 x 90 / 95 x 90
Blade Size - Diametre. x Bore (Ø) (mm):	350 x 40
Vice Clamping Fixture:	Manual
Coolant System:	Yes
Table Working Height (with Stand) (mm):	968
Blade Speed (rpm):	42
Motor Power (kW / hp):	1.7 / 2.25
Voltage / Amperage (V / amp):	240 / 15
Nett Weight (kg):	220



Description

Brobo - Cold Saw: Engineered for heavy duty applications, Brobo Walldown S315D, S350D & S400B ferrous metal cutting saws are specifically developed for precision cutting of steel profiles, solids and tubes. Its superior performance and reliability ensures for a burr-free, milled finish on every cut.

MODELS AVAILABLE

- S315D, S350D & S400B ferrous metal cutting saws are specifically developed for precision cutting of steel profiles, solids and tubes
- NF350 - High speed machine for Aluminium and non-ferrous cutting
- SCV - Manual clamping saw (Self Centring Vice) is purposely built for accurate cutting of ferrous materials
- VS - Manual clamping saw (240 Volt Dial Variable Speed System Electronically Controlled) is purposely built for accurate cutting of ferrous materials

Features

- QUALITY AUSTRALIAN MADE MACHINES
- Industrial cold cutting saw that is capable of a burr-free milled finish
- Mitre locking device stops at 45° left, straight 90°, and 45° right, extremely accurate mitre cutting
- Fully integrated coolant system provided on all machines
- Heavy gearbox drive designed and built to last
- Spindle and drive unit immersed in oil solution and enclosed within gearbox housing for smooth performance and reduced machine wear
- Every unit is provided with a high speed steel blade for general purpose cutting of ferrous solid and tube profiles
- Saws supplied with facilities for bench mounting onto work bench, or complete with an integrated stand
- Includes a blade and stand
- 2 year warranty

Includes


- Coolant pump system
- Blade
- Stand

Product Brochure For S126A

Recommended Accessories

S092

BROBOLUBE Industrial Gearbox Oil



S136A

HSS Cold Saw Blade



S136B

HSS Cold Saw Blade



S136C

HSS Cold Saw Blade



S136D

HSS Cold Saw Blade



S136E

HSS Cold Saw Blade



S136F

HSS Cold Saw Blade



S137

HSS + COBALT Cold Saw Blade



Product Brochure For S126A

S137A
 HSS + COBALT Cold Saw
 Blade



S137B
 HSS + COBALT Cold Saw
 Blade



S137C
 HSS + COBALT Cold Saw
 Blade



S137D
 HSS + COBALT Cold Saw
 Blade



S137E
 HSS + COBALT Cold Saw
 Blade



S090A
 Soluble Metal Cutting Fluid - 1
 Litre



S090
 Soluble Metal Cutting Fluid - 5
 Litre



S091
 Soluble Metal Cutting Fluid - 20
 Litre



L300
 Magnetic Swarf Remover



M9991
 Magnetic Floor Sweeper



L812
 Roller Conveyor



L814
 Roller Conveyor Stand



Product Brochure For S126A

W343
 Roller Stand



W343A
 Roller Stand



W3434
 Roller Stand




W3436
 Roller Stand - V-Type



S093
 Screw Retaining



S100
 Vice



S094
 Leadscrew Handle / Nut
 Assembly



S096
 Vice Nut - Brass Type



S095
 Dowel Pin



S097
 Love Joy Coupling



S097A
 Insert Love Joy



S098A
 Coolant Pump



Product Brochure For S126A

S098B
 Coolant Pump & Conversion Kit




S099A
 Return Spring Conversion Kit



S099B
 Return Spring




S098
 ON/OFF SWITCH 240V



M800
 Rubber Mat - Anti-Fatigue



M805
 Rubber Mat - Anti-Fatigue



O000
 SpillFix Universal Organic Absorbent



O043
 Rust & Corrosion Preventive



O042
 General Purpose Lubricant & Corrosion Inhibitor



O040
 Rust & Corrosion Preventive



O044
 Rust & Corrosion Preventive

