

Product Brochure For L237

Centre Lathe - AL-960B

Ø305 x 925mm Turning Capacity - Ø40mm Spindle Bore
 12 Geared Head Speeds 70 ~ 1400rpm & Includes Cabinet Stand

On Sale

Ex GST	Inc GST
\$6,390.00	\$7,029.00
\$5,890.00	\$6,479.00



ORDER CODE:	L237
MODEL:	AL-960B
Swing Over Bed (mm):	305
Distance Between Centres (mm):	925
Spindle Bore (mm):	40
Swing In Gap (mm):	450
Swing Over Cross-slide (mm):	180
Digital Readout System Fitted:	Optional
Quick Change Toolpost Fitted:	Optional
Leadscrew Covers Fitted:	~
Taper Turning Attachment:	~
Coolant System:	~
Tool Height To Suit (mm):	12
Centre Height (mm):	152.5
Spindle Nose Size or Type:	D1-4 Camlock
Bed Width (mm):	190
Headstock Spindle Taper (MT):	5
Tailstock Taper (MT):	3
Cross Slide Travel (mm):	170
Compound Slide Travel (mm):	90
Leadscrew Type:	Imperial
Metric Cross Feed (X-Axis) (mm/rev):	~
Imperial Cross Feed (X-Axis) (inch/rev):	0.0013 - 0.041
Metric Longitudinal Feed (Z-Axis) (mm/rev):	~
Imperial Longitudinal Feed (Z-Axis) (inch/rev):	0.0027 - 0.082
Metric Thread Steps & Pitch (No. / mm):	26 (0.25- 7.5)
Imperial Thread Steps & TPI (No. / TPI):	40 (4 - 112)
3 Jaw Chuck Diameter (mm):	160
4 Jaw Chuck Diameter (mm):	200
Spindle Steps / Speeds (No. / rpm):	12 (70 - 1400)
Motor Power (kW / hp):	1.5 / 2
Voltage / Amperage (V / amp):	240 / 15
Nett Weight (kg):	463



Description

A superior quality Taiwanese heavy duty AL-960B metal turning lathe manufactured to precision engineering tolerance & excellence, suitable for the home enthusiastic, model engineer, gunsmith engineers and small workshops. This lathe is well known & sort after in many industries because of its user friendly capabilities and it most certainly will transform your metal turning experience to the next level of expertise.

Featuring a precision ground, induction hardened bed, fully gear driven spindle with hardened and ground gears with a speed range of 70 - 1400rpm, selectable via the front of headstock mounted gear selection levers.

2hp single phase 240 volt motor is supplied on machine, taper roller spindle bearings, range of cross and longitudinal feed speeds selected on a separate gearbox, thread chasing dial, chuck guard & splash guard.

Supplied with a large range of standard accessories including a 150mm(6") 3 jaw self centring chuck, 200mm(8") 4 jaw independent chuck, face plate, dead centres, 5 to 3 MT reduction sleeve, steady rest, follow rest, standard tool post, floor stand with a swarf tray. Change gears and toolbox with maintenance tools.

Features

- Toolroom quality lathe, made in Taiwan & sold for over 40 years

Product Brochure For L237

- Gear driven headstock for quick change of spindle speeds
- Nachi Japanese made bearings supporting headstock spindle
- Precision V- beds are hardened and ground
- Adjustable taper roller bearings support the spindle
- Change gears for metric and imperial thread cutting
- Saddle handwheel mounted on right side of apron reducing swarf contacting the hand
- External adjustable cross feed leadscrew nut
- Powered longitudinal and cross feeds
- 12 spindle speeds 70-1400rpm
- Dual calibrated dials (except saddle hand wheel)
- Quick-action feed gearbox for thread cutting
- D1-4 camlock spindle for quick chuck changes and safe reverse direction turning
- Removable gap bed-way for larger diameter jobs

Includes

- 160mm 3-jaw chuck with reverse jaws
- 200mm 4-jaw chuck
- Face plate
- Fixed and travelling steadies
- Change gears
- Dead centre
- Cabinet stand
- Splash tray
- Swarf tray
- Thread-chasing dial
- Chuck guard
- Toolbox and instruction booklet

Specific Features



Left View



Headstock



Head Stock Controls

HAFCO METALMASTER				
MODEL : AL960B				
	FAST PULLEY		SLOW PULLEY	
	L	H	L	H
1	360	1400	170	650
2	160	640	70	300
3	240	900	110	420


Spindle Speed Chart



Feed Threading Levers and Control Panel



Feed and Threading Levers



Feed and Threading Charts



Safety Chuck Guard

Product Brochure For L237



3 Jaw Chuck



40mm Spindle Bore




Removable Gap Bed Way



Fixed & Travelling Steadies



Saddle Left View




Saddle Front View



Saddle Right View



Compound Slide



Compound Slide Angle Scale



Toolpost



Thread Chasing Dial




Feed and Threading Engagement Levers



Spindle Engagement Lever



Cross Feed Dial Graduations



Saddle Hand Wheel Graduations




Compound Slide Dial Graduations

Product Brochure For L237



Tailstock



Tailstock Quill Graduations



Hardened and Ground Bedways

Recommended Accessories

M002

Steel Machine Mount & Rubber Insert



L237D

Centre Lathe



D5249

Scale - Backing Plate & Cover



L258

Taper Turning Attachment



P235

Coolant Pump & Tank



L295

Quick Change Toolpost



L277

Vertical Mill Slide



C980

5C Collet Lathe Adaptor



Product Brochure For L237

L015
 Right Hand Turning Tool Holder



L016
 Left Hand Turning Tool Holder



L0099
 Lathe Turning Tool Kit - 7 piece
 Insert Type



L450
 Lathe Turning Tool Kit - 3 piece
 Insert Type



L456
 Lathe Threading Tool Kit - Insert
 Type



L464
 Professional Lathe Parting Tool
 Kit - Insert Type



L076
 Knurling Tool Holder Kit



C052
 3MT Live Centre



C045
 3MT Pipe Centre - 70° Cone



C290
 Heavy Duty Drill Chuck - Keyed
 Type



C294
 Industrial Drill Chuck - Keyless
 Type



D443A
 3MT x JT3 Drill Chuck Arbor



Product Brochure For L237

D1282
 Imperial 135° Precision HSS
 Drill Set - 29 Piece



D1272
 Metric 135° Precision HSS Drill
 Set - 25 Piece



D126
 Metric 135° Precision HSS Drill
 Set - 170 Pieces



S090A
 Soluble Metal Cutting Fluid - 1
 Litre



S090
 Soluble Metal Cutting Fluid - 5
 Litre



S076
 Cutting Tool Lubricant Fluid -
 500ml



S077
 Drilling, Tapping & Cutting Tool
 Lubricant Spray - 400g



S075
 Cutting Tool Lubricant Paste -
 200g



S074
 Cutting Tool Lubricant Paste -
 500g




G660
 Lathe Leadscrew Cover Kit



G659
 Lathe Leadscrew Cover Kit -
 Concertina




L341
 Fitting and Machining Technical
 Book



Product Brochure For L237

L3455
 Professional Sheet Metal Fabrication Book



L300
 Magnetic Swarf Remover




M9991
 Magnetic Floor Sweeper



M800
 Rubber Mat - Anti-Fatigue



M805
 Rubber Mat - Anti-Fatigue



O000
 SpillFix Universal Organic Absorbent



O043
 Rust & Corrosion Preventive



O042
 General Purpose Lubricant & Corrosion Inhibitor



O040
 Rust & Corrosion Preventive



O044
 Rust & Corrosion Preventive

