

## Product Brochure For L179

### Centre Lathe - AL-340A

356 x 1000mm Turning Capacity - 39mm Bore



ORDER CODE:	L179
MODEL:	AL-340A
Swing Over Bed (mm):	356
Distance Between Centres (mm):	1000
Spindle Bore (mm):	39
Swing In Gap (mm):	515
Swing Over Cross-slide (mm):	220
Digital Readout System Fitted:	Optional
Quick Change Toolpost Fitted:	Optional
Leadscrew Covers Fitted:	~
Taper Turning Attachment:	~
Coolant System:	Yes
Tool Height To Suit (mm):	16
Centre Height (mm):	178
Spindle Nose Size or Type:	D1-4 Camlock
Bed Width (mm):	187
Headstock Spindle Taper (MT):	5
Tailstock Taper (MT):	3
Cross Slide Travel (mm):	160
Compound Slide Travel (mm):	68
Leadscrew Type:	Metric
Metric Cross Feed (X-Axis) (mm/rev):	0.018-0.583
Imperial Cross Feed (X-Axis) (inch/rev):	~
Metric Longitudinal Feed (Z-Axis) (mm/rev):	0.082-2.711
Imperial Longitudinal Feed (Z-Axis) (inch/rev):	~
Metric Thread Steps & Pitch (No. / mm):	32 (0.4-7.0)
Imperial Thread Steps & TPI (No. / TPI):	32 (4-56)
3 Jaw Chuck Diameter (mm):	160
4 Jaw Chuck Diameter (mm):	200
Spindle Steps / Speeds (No. / rpm):	8 (70-2000)
Motor Power (kW / hp):	1.5 / 2
Voltage / Amperage (V / amp):	240 / 10
Nett Weight (kg):	650

#### Features

- Gear drive headstock for quick change of spindle speeds
- Precision 'V'-beds are hardened and ground, incorporating a rigid webbed casting
- Low voltage work light
- Foot operated spindle brake with safety cut out switch
- Change gears for metric and imperial thread cutting
- Oil sight glass for head stock and gearbox
- Adjustable taper roller bearings support the spindle
- Micro-adjustable length-stop on bed-way for accurate repetitive operation
- 2HP/240V motor 8-speed (70-2000rpm)
- Inching button is incorporated on the control panel for convenient spindle speed selection
- Enclosed quick action gearbox for thread cutting and auto feeding
- Powered longitudinal and cross feeds
- D1-4 camlock spindle for quick chuck changes and safe reverse-direction turning. ISO standard
- Removable gap bed-way for larger diameter jobs
- Dual calibrated feed dials
- Chuck & change gear guards are fitted with micro switches
- Coolant system with flexible hose
- Slide out swarf tray

#### Includes

- 3-jaw chuck with reverse jaws
- 4-jaw chuck

Product Brochure For L179

- Face plate
- Fixed steady
- Travelling steady
- Change gears
- Dead centres
- Thread-chasing dial
- Safety chuck guard
- Work light
- Stand
- Foot brake
- Rear splash guard & swarf tray
- Tool box
- Instruction booklet

Specific Features



Safety Chuck Guard



Headstock




Headstock Controls




Spindle Speed Selectors




Feed Gearbox



Feed Gearbox




Saddle Left View



Saddle



Toolpost



Compound Slide



Compound Slide Angle Adjustment



Thread Chasing Dial


Product Brochure For L179



Forward Reverse Spindle Lever




Saddle Hand Wheel




Cross Slide Hand Wheel



Compound Slide Hand Wheel



3 Point Steady



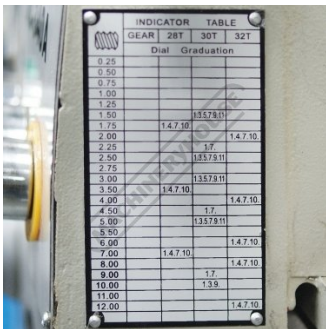
2 Point Steady



Coolant Nozzle and Work Light




Saddle Stop



Indicator Table



Tailstock



Tailstock Quill



Tailstock Hand Wheel



Induction Hardened Bedways



Bore



Foot Brake



Slide Out Drip and Swarf Tray

Product Brochure For L179

**Recommended Accessories**

**G660**  
 Lathe Leadscrew Cover Kit



**G659**  
 Lathe Leadscrew Cover Kit - Concertina



**L0077**  
 Lathe Turning Tool Kit - 7 piece Insert Type



**L0078**  
 Carbide Inserts - General Purpose

**L451**  
 Lathe Turning Tool Kit - 3 piece Insert Type



**L465**  
 Professional Lathe Parting Tool Kit - Insert Type



**L457**  
 Lathe Threading Tool Kit - Insert Type




**C052**  
 3MT Live Centre




Product Brochure For L179

**L341**  
 Fitting and Machining Technical Book



**L3455**  
 Professional Sheet Metal Fabrication Book



**L076**  
 Knurling Tool Holder Kit



**C290**  
 Heavy Duty Drill Chuck - Keyed Type



**D443A**  
 3MT x JT3 Drill Chuck Arbor



**D1272**  
 Metric 135° Precision HSS Drill Set - 25 Piece



**D1282**  
 Imperial 135° Precision HSS Drill Set - 29 Piece



**D126**  
 Metric 135° Precision HSS Drill Set - 170 Pieces



**C980**  
 5C Collet Lathe Adaptor




**L277**  
 Vertical Mill Slide



**M800**  
 Rubber Mat - Anti-Fatigue



**M805**  
 Rubber Mat - Anti-Fatigue



Product Brochure For L179

S090A

Soluble Metal Cutting Fluid - 1 Litre



S090

Soluble Metal Cutting Fluid - 5 Litre



S076

Cutting Tool Lubricant Fluid - 500ml



S077

Drilling, Tapping & Cutting Tool Lubricant Spray - 400g



S075

Cutting Tool Lubricant Paste - 200g



S074

Cutting Tool Lubricant Paste - 500g



O000

SpillFix Universal Organic Absorbent



O043

Rust & Corrosion Preventive



O042

General Purpose Lubricant & Corrosion Inhibitor



O040

Rust & Corrosion Preventive



O044

Rust & Corrosion Preventive

