

Product Brochure For K8714D

AL-1000D Centre Lathe with Digital Readout - Includes Tooling Package - QLD Schools / TAFE

356 x 1000mm Turning Capacity
 QLD Contract Item No. 4.4

Please Call



ORDER CODE:	K8714D
NSW DOE Item No.:	~
QLD DOE Item No.:	4.4
MODEL:	Schools/TAFE AL-1000D DRO &
Digital Readout:	Yes
Tool To Suit (mm):	16
Distance Between Centres (mm):	1000
Swing Over Bed (mm):	360
Swing Over Gap (mm):	516
Swing Over Cross-slide (mm):	225
Centre Height (mm):	178
Spindle Bore (mm):	Ø40
Camlock Spindle Size:	D1-4
Bed Width (mm):	190
Head Stock Spindle Taper (MT):	5
Tail Stock Taper (MT):	3
Cross Slide Travel (mm):	175
Compound Slide Travel (mm):	100
Lead Screw:	Metric
Cross Feed (mm/rev):	0.034 - 0.468
Longitudinal Feed (mm/rev):	0.068 - 0.936
Metric Thread Range (No. / mm):	30 (0.4 - 7.0)
Imperial Thread Range (No. / TPI):	32 (4 - 56)
3 Jaw Chuck Diameter (mm):	Ø160
4 Jaw Chuck Diameter (mm):	Ø200
Spindle Steps/speeds (No. / RPM):	18 (50 - 2000)
Motor Power (kW / hp):	2.25 / 3
Voltage / Amperage (V / amp):	415
Nett Weight (kg):	700



Features

- Tool room quality precision lathe, Made in Taiwan
- Gear drive headstock for quick change of spindle speeds
- Removable gap bed-way for larger diameter jobs
- Change gears for metric and imperial thread cutting
- Powered longitudinal cross feeds
- Dual calibrated dials (except for saddle hand wheel)
- Enclosed quick action gearbox for thread cutting and auto feeding
- Precision 'V'-beds are hardened and ground, incorporating a rigid webbed casting
- Slide out swarf tray for easy cleaning
- Oil sight glass for head stock and gearbox
- Adjustable taper roller bearings support the spindle
- Overload clutch mechanism on auto power feed
- Inching button is incorporated on the control panel for convenient spindle speed selection
- 9 spindle speeds (82-2000rpm) - 240V model
- 18 spindle speeds (50-2000rpm) - 415V model

Safety Features

- Foot operated spindle brake with safety cut out switch
- Overload protection on drive motor and coolant system
- Leadscrew cover
- Emergency stop switch on headstock & on tailstock plinth
- Interlocked safety chuck guard
- Interlocked change gear cover
- 240V model with test and tag certificate

Includes

Product Brochure For K8714D

- 2 Axis DRO
- 160mm 3-jaw chuck with reverse jaws
- 200mm 4-jaw chuck
- Face plate
- Fixed & travelling steadies
- Change gears
- Dead centres
- Thread chasing dial
- Stand with slide out swarf tray
- Rear splash guard
- Coolant system
- Spanners
- Toolbox
- Operators manual
- (L451) 16mm Turning Tool Kit
- (C294) 0-16mm Industrial Drill Chuck
- (D443A) 3MT x JT3 Drill Chuck Arbor
- (L080) Clamp Type Knurling Tool Holder
- (L074 & L0007) Parting Tool Holder & HSS Blade
- (C052) 3MT Live Centre
- (M002) Steel Machine Mount & Rubber Insert - 500kg Load Capacity (x6)

Specific Features



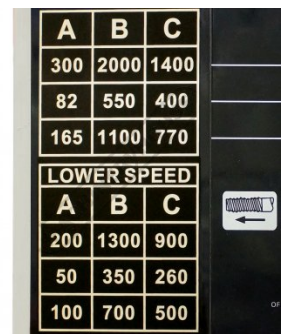
2 Axis Digital Readout




Headstock Controls



Control Panel



Speed Chart




Feeds and Threads Gearbox Controls



Thread Charts




Saddle Right View



Saddle Controls

Product Brochure For K8714D




Thread Chasing Dial



Thread-Feed Engagement Levers



Spindle Engagement Lever



Saddle Hand Wheel




3 Point Travelling Steady




Travelling Steady




Swivel Compound with Scale



Compound Slide with 4 Way Toolpost



Compound Dial



Cross Slide Dial




Flexible Coolant Hose



Safety Chuck Guard



Tailstock



Tailstock Hand Wheel



Tailstock Offset Adjustment



Hardened-Ground Bedways

Product Brochure For K8714D



Slide Out Swarf Tray



Foot Brake



C052 3MT Live Centre



C294 16mm Keyless Drill Chuck




D443A 3MT x JT3 Drill Chuck Arbor



L0007 Part Off Blade High Speed Steel Bit



L074 Parting Tool Holder Suits 12 HSS Tool Bit



L080 Knurling Tool Holder Clamp Type



L451 Lathe Turning Tool Kit 3 piece Insert Type



M002 Steel Machine Mount Rubber Insert

Product Brochure For K8714D

Recommended Accessories

A358
 Sky Hook Lifting Device



A358A
 Chuck Hook



L258
 Taper Turning Attachment



C052
 3MT Live Centre

L0077
 Lathe Turning Tool Kit - 7 piece
 Insert Type



L451
 Lathe Turning Tool Kit - 3 piece
 Insert Type



L457
 Lathe Threading Tool Kit - Insert
 Type



L465
 Professional Lathe Parting Tool
 Kit - Insert Type



Product Brochure For K8714D

S090A
 Soluble Metal Cutting Fluid - 1 Litre



S090
 Soluble Metal Cutting Fluid - 5 Litre



S076
 Cutting Tool Lubricant Fluid - 500ml



S077
 Drilling, Tapping & Cutting Tool Lubricant Spray - 400g




S075
 Cutting Tool Lubricant Paste - 200g




S074
 Cutting Tool Lubricant Paste - 500g



L341
 Fitting and Machining Technical Book



L3455
 Professional Sheet Metal Fabrication Book



L295
 Quick Change Toolpost



L295A
 Quick Change Toolpost Holder - Std



L277
 Vertical Mill Slide



D126
 Metric 135° Precision HSS Drill Set - 170 Pieces



Product Brochure For K8714D

D1282

Imperial 135° Precision HSS Drill Set - 29 Piece



C980

5C Collet Lathe Adaptor



L076

Knurling Tool Holder Kit



C294

Industrial Drill Chuck - Keyless Type



D443A

3MT x JT3 Drill Chuck Arbor



D719

150mm Easson Digital Readout Scale



D734

900mm Easson Digital Readout Scale



M800

Rubber Mat - Anti-Fatigue



M805

Rubber Mat - Anti-Fatigue

