

Product Brochure For K8710

AL-340D Centre Lathe - Includes Tooling Package - QLD Schools / TAFE

356 x 1000mm Turning Capacity
 QLD Contract Item No. 5.1



ORDER CODE:	K8710
NSW DOE Item No.:	~
QLD DOE Item No.:	5.1
MODEL:	Schools/TAFE AL-340D & KIT
Digital Readout:	Optional
Tool To Suit (mm):	12
Distance Between Centres (mm):	1000
Swing Over Bed (mm):	356
Swing Over Gap (mm):	220
Swing Over Cross-slide (mm):	515
Centre Height (mm):	178
Spindle Bore (mm):	Ø39
Camlock Spindle Size:	D1-4
Bed Width (mm):	187
Head Stock Spindle Taper (MT):	5
Tail Stock Taper (MT):	3
Cross Slide Travel (mm):	160
Compound Slide Travel (mm):	68
Lead Screw:	Metric
Cross Feed (mm/rev):	0.018 - 0.583
Longitudinal Feed (mm/rev):	0.082 - 2.711
Metric Thread Range (No. / mm):	32 (0.4 - 7.0)
Imperial Thread Range (No. / TPI):	32 (4 - 56)
3 Jaw Chuck Diameter (mm):	Ø160
4 Jaw Chuck Diameter (mm):	Ø200
Spindle Steps/speeds (No. / RPM):	16 / 35-2000
Motor Power (kW / hp):	1.5 / 2
Voltage / Amperage (V / amp):	415
Nett Weight (kg):	650



Description

We for many years have been working in close consultation with the education departments to ensure the most suitable equipment is provided to our schools and TAFE, not only does it comply with the departments stringent safety requirements but is built to last the distance. That's why we consider our company to be a specialist when it comes to supplying quality Wood Work and Metal Working Machinery for Public or Private Schools, TAFE Colleges and Trade Training Centres in all states of Australia.

The AL-340D is manufactured with all the safety features needed to comply with the education department. This machine has the following safety features such as leadscrew cover, chuck guard with micro switch, micro switch fitted to side access door and emergency foot brake making this machine superior in safety to protect the learning and developing students.

Features

- Quick change tool-post with 4 holders
- Concertina leadscrew cover
- Gear drive headstock for quick change of spindle speeds
- Precision 'V'-beds are hardened and ground, incorporating a rigid webbed casting
- Low voltage work light
- Foot operated spindle brake with safety cut out switch
- Change gears for metric and imperial thread cutting
- Oil sight glass for head stock and gearbox
- Adjustable taper roller bearings support the spindle
- Micro-adjustable length-stop on bed-way for accurate repetitive operation
- 2HP/415V motor 16-speed(35-2000rpm)
- Inching button is incorporated on the control panel for convenient spindle speed selection
- Enclosed quick action gearbox for thread cutting and auto feeding
- Powered longitudinal and cross feeds
- D1-4 camlock spindle for quick chuck changes and safe reverse direction turning. ISO standard
- Removable gap bed-way for larger diameter jobs
- Dual calibrated feed dials
- Chuck & change gear guards are fitted with micro switches
- Coolant system with flexible hose

Product Brochure For K8710

- Slide out swarf tray

Includes

- Concertina leadscrew cover
- Quick change tool-post with 4 holders
- 3-jaw chuck with reverse jaws
- 4-jaw chuck
- Face plate
- Fixed steady
- Travelling steady
- Change gears
- Dead centres
- Thread-chasing dial
- Safety chuck guard
- Work light
- Stand
- Foot brake
- Rear splash guard & swarf tray
- Tool box
- Instruction booklet
- 12mm Turning Tool Kit (L450)
- Parting Tool Holder (L074)
- HSS Parting Blade (L0007)
- 13mm Keyless Drill Chuck (C292)
- 3MT x JT6 Drill Chuck Arbor (D443)
- 3MT Live Centre (C052)
- Knurling Tool Holder (Clamp Type) (L080)

Recommended Accessories

A358

Sky Hook Lifting Device



A358A

Chuck Hook



G660

Lathe Leadscrew Cover Kit



G659

Lathe Leadscrew Cover Kit - Concertina




Product Brochure For K8710

L0077
 Lathe Turning Tool Kit - 7 piece
 Insert Type



L0078
 Carbide Inserts - General
 Purpose



L451
 Lathe Turning Tool Kit - 3 piece
 Insert Type



L465
 Professional Lathe Parting Tool
 Kit - Insert Type




L457
 Lathe Threading Tool Kit - Insert
 Type




C052
 3MT Live Centre



L341
 Fitting and Machining Technical
 Book



L3455
 Professional Sheet Metal
 Fabrication Book



L076
 Knurling Tool Holder Kit



C290
 Heavy Duty Drill Chuck - Keyed
 Type



D443A
 3MT x JT3 Drill Chuck Arbor



D1272
 Metric 135° Precision HSS Drill
 Set - 25 Piece



Product Brochure For K8710

D1282
 Imperial 135° Precision HSS
 Drill Set - 29 Piece



D126
 Metric 135° Precision HSS Drill
 Set - 170 Pieces



C980
 5C Collet Lathe Adaptor




L277
 Vertical Mill Slide



M800
 Rubber Mat - Anti-Fatigue



M805
 Rubber Mat - Anti-Fatigue



S090A
 Soluble Metal Cutting Fluid - 1
 Litre



S090
 Soluble Metal Cutting Fluid - 5
 Litre



S076
 Cutting Tool Lubricant Fluid -
 500ml



S077
 Drilling, Tapping & Cutting Tool
 Lubricant Spray - 400g



S075
 Cutting Tool Lubricant Paste -
 200g



S074
 Cutting Tool Lubricant Paste -
 500g



Product Brochure For K8710

O000
 SpillFix Universal Organic
 Absorbent



O043
 Rust & Corrosion Preventive



O042
 General Purpose Lubricant &
 Corrosion Inhibitor



O040
 Rust & Corrosion Preventive



O044
 Rust & Corrosion Preventive

