

Product Brochure For B067D

Swivel Head Metal Cutting Band Saw - EB-320DSV

Electronic Variable Blade Speed 20 - 75mpm
 255 x 200mm (W x H) Rectangle Capacity



ORDER CODE:	B067D
MODEL:	EB-320DSV
Operation Type:	Swivel Head - Dual Mitre
Round @ 90° (mm):	255
Round @ 45° (mm):	195
Round @ 60° (mm):	115
Square @ 90° (mm):	200
Square @ 45° (mm):	180
Square @ 60° (mm):	115
Rectangle (W x H) @ 90° (mm):	255 x 200
Rectangle (W x H) @ 45° (mm):	190 x 130
Rectangle (W x H) @ 60° (mm):	115 x 115
Coolant System:	Yes
Table Working Height (mm):	950
Cutting Head Beam Type:	Manual
Cutting Head Beam Return:	Manual Return
Cutting Head Down Feed Control:	Adjustable Hydraulic
Vice Clamping Fixture:	Manual - Quick Action
Bundle Cutting Fixture:	~
Blade Steps / Speeds (M/Min):	20-75
Blade Size (L x W x T) (mm):	2750 x 27 x 0.9
Motor Power (kW / hp):	1.5 / 2
Voltage / Amperage (V / amp):	415
Nett Weight (kg):	380



Features

- 255 x 200mm rectangular capacity
- Electronic variable blade speeds 20 - 75mpm
- Unique rotating table swivels with the cutting head
- Larger cutting capacity than conventional cold saws
- Heavy-duty gear drive system
- Ball bearing blade guides ensures minimal blade clearance wear and increases blade life due to less friction
- Swivel head dual mitre cut to 45° right & left, 60° right
- Quick action lock/release lever for swivel head
- Quick action vice release to change opening & closing
- Quick-action clamping lever for repetition work
- Unique sliding vice design for dual mitre operation
- Coolant system for cutting efficiency and blade life
- Material support roller for long stock
- User friendly blade tension system with gauge
- Adjustable hydraulic cylinder for auto feed
- Vibration free, low noise operation ensures clean & high precision cuts
- Machine stand with integrated cooling fitted as standard

Product Brochure For B067D

Specific Features



Unique Rotating Table and Dual Mitre Swivel Head



Control Panel



Electronic Variable Speed Dial



Adjustable Automatic Feed




Blade Tension Gauge



Motor and Gearbox Drive




Quick Action Clamp Lever




Wire Wheel and Roller Bearing Blade Guides



Right View




Adjustable Length Stop



Sliding Vice with Quick Action Lock



Quick Action Clamping Lever



Rear View



Coolant System



Blade Height Micro



Blade Guard Micro

Product Brochure For B067D

Recommended Accessories

L300
 Magnetic Swarf Remover



M9991
 Magnetic Floor Sweeper



B530
 Metal Band Saw Blade - 4-6TPI
 Bi-Metal, Blade - 2750 x 27 x
 0.9mm



B531
 Metal Band Saw Blade -
 6-10TPI Bi-Metal, Blade - 2750 x
 27 x 0.9mm



B532
 Metal Band Saw Blade -
 10-14TPI Bi-Metal, Blade - 2750
 x 27 x 0.9mm



S091
 Soluble Metal Cutting Fluid - 20
 Litre



S090A
 Soluble Metal Cutting Fluid - 1
 Litre



S090
 Soluble Metal Cutting Fluid - 5
 Litre



Product Brochure For B067D

S076

Cutting Tool Lubricant Fluid - 500ml



S077

Drilling, Tapping & Cutting Tool Lubricant Spray - 400g



S075

Cutting Tool Lubricant Paste - 200g



S074

Cutting Tool Lubricant Paste - 500g



L812

Roller Conveyor



L814

Roller Conveyor Stand




M800

Rubber Mat - Anti-Fatigue



M805

Rubber Mat - Anti-Fatigue



O000

SpillFix Universal Organic Absorbent



O043

Rust & Corrosion Preventive



O042

General Purpose Lubricant & Corrosion Inhibitor



O040

Rust & Corrosion Preventive



Product Brochure For B067D

O044

Rust & Corrosion Preventive

